

**ELGIN GROUP POLICE SERVICES BOARD**  
**Monday, November 28, 2022, 10 a.m.**

**Table of Contents**

Agenda – November 28, 2022.....	2
Minutes from September 6, 2022 Meeting .....	3
2023 Annual Billing Statement.....	6
Letter from the Municipal Policing Bureau OPP 2023 Annual Billing Statement	
PSB Board Appointments.....	55
Detachment Commander's Quarterly Report.....	66
Letter from the Municipality of Bayham regarding Rural Speed Enforcement.....	72
Letter from Inspector Brad Fishleigh requesting donations to support Wounded Warriors Canada – Battlefield Bike Ride Ortona 80.....	74
Letter from the Office of the Solicitor General with an update the Community Safety and Policing Act, 2019 and OPP Detachment Boards.....	75
Letter from the OPP with an update on the Police Services Board Survey.....	76
"Let's Remember Adam" campaign.....	77

**AGENDA**  
**ELGIN GROUP POLICE SERVICES BOARD**

**November 28, 2022**  
**10:00 a.m.**

**Elgin County Detachment Boardroom**  
42696 John Wise Line  
St. Thomas, Ontario

**Call to Order** Chair Sally Martyn shall preside.

**Adoption of Minutes from September 6, 2022 Meeting** (ATTACHED)

**Disclosure of Pecuniary Interest and the General Nature Thereof**

**Reports** (ATTACHED)

- 1) 2023 Annual Billing Statement – Director of Financial Services
- 2) PSB Board Appointments – Secretary Administrator
- 3) Detachment Commander's Quarterly Report

**Correspondence** (ATTACHED)

- 1) Letter from the Municipality of Bayham regarding Rural Speed Enforcement
- 2) Letter from Inspector Brad Fishleigh requesting donations to support Wounded Warriors Canada – Battlefield Bike Ride Ortona 80
- 3) Letter from the Office of the Solicitor General with an update the Community Safety and Policing Act, 2019 and OPP Detachment Boards
- 4) Letter from the OPP with an update on the Police Services Board Survey
- 5) Letter from the Municipality of East Ferris Police Services Board regarding the "Let's Remember Adam" campaign

**Other Items**

**New Business**

**Closed Session Items**

**Adjournment**

**Next Meeting:** To be determined

**Draft Minutes**  
**ELGIN GROUP POLICE SERVICES BOARD**  
**September 6, 2022**

The Elgin Group Police Services Board met in the Community Room at the Elgin County Detachment Office, 42696 John Wise Line with the following in attendance:

Sally Martyn, Chair  
Trudy Kanellis, Vice-Chair  
Ida McCallum, Board Member  
David Jenkins, Provincial Member  
Dan Froese, Board Member  
Inspector Mark Loucas, Detachment Commander  
Operations Manager Mike McConnell  
Acting Sergeant Tyler Holmes  
Carolyn Krahn, Secretary-Administrator

Regrets:

Julie Gonyou, Chief Administrative Officer – County of Elgin

**Call to Order:**

The Chair called the meeting to order at 3:00 p.m.

**Adoption of Minutes:**

Moved by: Trudy Kanellis  
Seconded by: Ida McCallum

RESOLVED THAT the minutes of the meeting held on May 11, 2022 be adopted.

- Motion Carried.

**Disclosure of Pecuniary Interest and the General Nature Thereof:**

None.

**Reports:**

1) Ontario Association of Police Services Boards Spring Conference – Vice Chair

The Vice Chair presented a summary of the 2022 Ontario Association of Police Services Boards (OAPSB) Spring Conference.

Moved by: David Jenkins  
Seconded by: Ida McCallum

RESOLVED THAT the report from the Vice-Chair, dated May 27, 2022, be received and filed.

- Motion Carried.

2) OPP Contract Extension – Secretary Administrator

The Secretary Administrator provided an update regarding a recent request from the Ontario Provincial Police (OPP) for an extension to the current contract.

Moved by: David Jenkins  
Seconded by: Dan Froese

RESOLVED THAT the report from the Secretary Administrator, dated August 30, 2022, be received and filed.

- Motion Carried.

3) Detachment Commander's Quarterly Report

The Detachment Commander introduced Mike McConnell, Operations Manager for the Chatham-Kent Detachment, and Acting Sergeant Tyler Holmes.

The Detachment Commander, along with Operations Manager Mike McConnell and Acting Sergeant Tyler Holmes, provided an update on public complaints; the crime abatement strategy; patrol hours; violent, property, and drug crimes; and collisions for the period of April 2022 to June 2022.

The Detachment Commander also provided an update on the OPP response to public traffic complaints.

Moved by: Ida McCallum  
Seconded by: Dan Froese

RESOLVED THAT the report be received and filed.

- Motion Carried.

**Correspondence:**

None.

**Other Items:**

None.

**New Business:**

I. McCallum asked a question about signage reflectivity and nighttime visibility standards. Inspector Loucas responded that when officers or residents report signage that is difficult to see in the dark, the OPP work with Elgin County Engineering to inspect and upgrade the signage as needed.

**Closed Session Items:**

None.

**Next Meeting:**

The Elgin Group PSB will meet again on November 16, 2022 at 2:00 p.m.

**Adjournment:**

Moved by: Trudy Kanellis  
Seconded by: Dan Froese

RESOLVED THAT we do now adjourn at 3:36 p.m.

- Motion Carried.

---

Carolyn Krahn,  
Secretary/Administrator.

---

Sally Martyn,  
Chair.

Ontario  
Provincial  
Police

Police  
provinciale  
de l'Ontario



**Municipal Policing Bureau  
Bureau des services policiers des municipalités**

777 Memorial Ave.  
Orillia ON L3V 7V3

777, avenue Memorial  
Orillia ON L3V 7V3

Tel: 705 329-6140  
Fax: 705 330-4191

Tél. : 705 329-6140  
Télec.: 705 330-4191

File Reference:

612-20

September 29, 2022

Dear Mayor/Reeve/CAO/Treasurer,

Please find attached the OPP municipal policing 2023 Annual Billing Statement package.

This year's billing package includes a statement for the 2021 year-end reconciliation. The final cost adjustment calculated as a result of the 2021 annual reconciliation has been included as an adjustment to the amount being billed to the municipality during the 2023 calendar year.

The current OPPA uniform and civilian collective agreements expire on December 31, 2022. The estimated salary rates incorporated in the 2023 municipal policing annual statements are set to reduce the risk of municipalities potentially incurring larger reconciliation adjustments. A 1% general salary rate increase has been estimated.

The final reconciliation of the 2023 annual costs will be included in the 2025 Annual Billing Statement.

For more detailed information on the 2023 Annual Billing Statement package please refer to the resource material available on [opp.ca/billingmodel](http://opp.ca/billingmodel). Further, the Municipal Policing Bureau will be hosting a webinar information session in November. An email invitation will be forwarded to the municipality advising of the session date.

If you have questions about the Annual Billing Statement, please email [OPP.MPB.Financial.Services.Unit@OPP.ca](mailto:OPP.MPB.Financial.Services.Unit@OPP.ca).

Yours truly,

A handwritten signature in black ink, appearing to read "Phil Whitton", with a long horizontal flourish extending to the right.

Phil Whitton  
Superintendent  
Commander, Municipal Policing Bureau

## OPP 2023 Annual Billing Statement

### Elgin Group

Estimated costs for the period January 1 to December 31, 2023

Please refer to [www.opp.ca](http://www.opp.ca) for 2023 Municipal Policing Billing General Information summary for further details.

			Cost per Property \$	Total Cost \$
<b>Base Service</b>	<b>Property Counts</b>			
	Household	18,385		
	Commercial and Industrial	873		
	Total Properties	19,258	165.66	3,190,318
<b>Calls for Service</b>	(see summaries)			
	Total all municipalities	178,576,909		
	Municipal portion	1.4933%	138.48	2,666,760
<b>Overtime</b>	(see notes)		12.31	237,118
<b>Court Security</b>	(see summary)		6.13	118,060
<b>Prisoner Transportation</b>	(per property cost)		1.17	22,532
<b>Accommodation/Cleaning Services</b>	(per property cost)		4.87	93,786
<b>Total 2023 Estimated Cost</b>			<b>328.62</b>	<b>6,328,575</b>
<b>2021 Year-End Adjustment</b>	(see summary)			64,236
<b>Grand Total Billing for 2023</b>				<b>6,392,811</b>
<b>2023 Monthly Billing Amount</b>				<b>532,734</b>

## **OPP 2023 Annual Billing Statement**

### **Elgin Group**

**Estimated costs for the period January 1 to December 31, 2023**

#### **Notes to Annual Billing Statement**

- 1) **Municipal Base Services and Calls for Service Costs** - The costs allocated to municipalities are determined based on the costs assigned to detachment staff performing municipal policing activities across the province. A statistical analysis of activity in detachments is used to determine the municipal policing workload allocation of all detachment-based staff as well as the allocation of the municipal workload between base services and calls for service activity. For 2023 billing purposes the allocation of the municipal workload in detachments has been calculated to be 50.5 % Base Services and 49.5 % Calls for Service. The total 2023 Base Services and Calls for Service cost calculation is detailed on the Base Services and Calls for Service Cost Summary included in the municipal billing package.
- 2) **Base Services** - The cost to each municipality is determined by the number of properties in the municipality and the standard province-wide average cost per property of \$165.66 estimated for 2023. The number of municipal properties is determined based on MPAC data. The calculation of the standard province-wide base cost per property is detailed on Base Services and Calls for Service Cost Summary included in the municipal billing package.
- 3) **Calls for Service** - The municipality's Calls for Service cost is a proportionate share of the total cost of municipal calls for service costs calculated for the province. A municipality's proportionate share of the costs is based on weighted time standards applied to the historical billable calls for service. The municipality's total weighted time is calculated as a percentage of the total of all municipalities.
- 4) **Overtime** - Municipalities are billed for overtime resulting from occurrences in their geographic area and a portion of overtime that is not linked specifically to a municipality, such as training. Municipalities are not charged for overtime identified as a provincial responsibility. The overtime activity for the calendar years 2018, 2019, 2020 and 2021 has been analyzed and averaged to estimate the 2023 costs. The costs incorporate the estimated 2023 salary rates and a discount to reflect overtime paid as time in lieu. The overtime costs incurred in servicing detachments for shift shortages have been allocated on a per property basis based on straight time. Please be advised that these costs will be reconciled to actual 2023 hours and salary rates and included in the 2025 Annual Billing Statement.
- 5) **Court Security and Prisoner Transportation (CSPT)** - Municipalities with court security responsibilities in local courthouses are billed court security costs based on the cost of the staff required to provide designated court security activities. Prisoner transportation costs are charged to all municipalities based on the standard province-wide per property cost. The 2023 costs have been estimated based on the 2021 activity levels. These costs will be reconciled to the actual cost of service required in 2023.  
  
There was no information available about the status of 2023 Court Security Prisoner Transportation Grant Program at the time of the Annual Billing Statement preparation.
- 6) **Year-end Adjustment** - The 2021 adjustment accounts for the difference between the amount billed based on the estimated cost in the Annual Billing Statement and the reconciled cost in the Year-end Summary. The most significant year-end adjustments are resulting from the cost of actual versus estimated municipal requirements for overtime, contract enhancements and court security.



**OPP 2023 Estimated Base Services and Calls for Service Cost Summary**  
**Estimated Costs for the period January 1, 2023 to December 31, 2023**

Salaries and Benefits	Positions	Base	Total Base Services and Calls for Service		Base Services	Calls for Service
			\$/FTE	\$	\$	\$
<b>Uniform Members</b>	<b>Note 1</b>					
Inspector . . . . .	25.64	100.0	168,322	4,315,781	4,315,781	-
Staff Sergeant-Detachment Commander . . . . .	9.73	100.0	150,818	1,467,464	1,467,464	-
Staff Sergeant . . . . .	35.10	100.0	140,922	4,946,367	4,946,367	-
Sergeant . . . . .	220.08	50.5	126,129	27,758,391	14,029,289	13,729,102
Constable . . . . .	1,623.19	50.5	107,709	174,832,740	88,363,674	86,469,066
Part-Time Constable . . . . .	11.74	50.5	86,136	1,011,235	510,785	500,449
<b>Total Uniform Salaries</b>	<b>1,925.48</b>			<b>214,331,978</b>	<b>113,633,360</b>	<b>100,698,618</b>
Statutory Holiday Payout . . . . .			4,764	9,116,603	4,773,719	4,342,884
Shift Premiums . . . . .			1,111	2,061,210	1,041,767	1,019,444
Uniform Benefits - Inspector . . . . .			28.23%	1,218,345	1,218,345	-
Uniform Benefits - Full-Time Salaries . . . . .			31.57%	65,982,867	34,350,305	31,632,562
Uniform Benefits - Part-Time Salaries . . . . .			15.55%	157,247	79,427	77,820
<b>Total Uniform Salaries &amp; Benefits</b>				<b>292,868,250</b>	<b>155,096,922</b>	<b>137,771,327</b>
<b>Detachment Civilian Members</b>	<b>Note 1</b>					
Detachment Administrative Clerk . . . . .	171.79	50.5	67,806	11,648,405	5,887,601	5,760,804
Detachment Operations Clerk . . . . .	1.86	50.5	64,114	119,253	60,268	58,985
Detachment Clerk - Typist . . . . .	0.32	50.5	58,491	18,717	9,359	9,359
Court Officer - Administration . . . . .	22.43	50.5	69,141	1,550,836	784,060	766,775
Crimestoppers Co-ordinator . . . . .	0.80	50.5	64,554	51,643	25,822	25,822
<b>Total Detachment Civilian Salaries</b>	<b>197.20</b>			<b>13,388,854</b>	<b>6,767,109</b>	<b>6,621,744</b>
Civilian Benefits - Full-Time Salaries . . . . .			32.15%	4,304,516	2,175,626	2,128,891
<b>Total Detachment Civilian Salaries &amp; Benefits</b>				<b>17,693,370</b>	<b>8,942,735</b>	<b>8,750,635</b>
<b>Support Costs - Salaries and Benefits</b>	<b>Note 2</b>					
Communication Operators . . . . .			6,698	12,896,865	6,751,718	6,145,147
Prisoner Guards . . . . .			2,074	3,993,446	2,090,633	1,902,812
Operational Support . . . . .			5,604	10,790,390	5,648,944	5,141,446
RHQ Municipal Support . . . . .			2,713	5,223,827	2,734,758	2,489,069
Telephone Support . . . . .			131	252,238	132,051	120,187
Office Automation Support . . . . .			680	1,309,326	685,454	623,873
Mobile and Portable Radio Support . . . . .			250	484,305	253,488	230,818
<b>Total Support Staff Salaries and Benefits Costs</b>				<b>34,950,397</b>	<b>18,297,046</b>	<b>16,653,352</b>
<b>Total Salaries &amp; Benefits</b>				<b>345,512,017</b>	<b>182,336,703</b>	<b>163,175,314</b>
<b>Other Direct Operating Expenses</b>	<b>Note 2</b>					
Communication Centre . . . . .			147	283,046	148,179	134,867
Operational Support . . . . .			991	1,908,151	998,948	909,203
RHQ Municipal Support . . . . .			122	234,909	122,978	111,930
Telephone . . . . .			1,496	2,880,518	1,507,998	1,372,520
Mobile Radio Equipment Repairs & Maintenance . . . . .			56	108,484	56,781	51,703
Office Automation - Uniform . . . . .			2,282	4,393,945	2,300,302	2,093,644
Office Automation - Civilian . . . . .			1,490	293,828	148,508	145,320
Vehicle Usage . . . . .			8,999	17,327,395	9,071,172	8,256,223
Detachment Supplies & Equipment . . . . .			406	781,745	409,256	372,489
Uniform & Equipment . . . . .			2,105	4,077,848	2,134,365	1,943,483
Uniform & Equipment - Court Officer . . . . .			921	20,658	10,444	10,214
<b>Total Other Direct Operating Expenses</b>				<b>32,310,526</b>	<b>16,908,931</b>	<b>15,401,595</b>
<b>Total 2023 Municipal Base Services and Calls for Service Cost</b>				<b>\$ 377,822,543</b>	<b>\$ 199,245,634</b>	<b>\$ 178,576,909</b>
<b>Total OPP-Policed Municipal Properties</b>					<b>1,202,724</b>	
<b>Base Services Cost per Property</b>					<b>\$ 165.66</b>	

## **OPP 2023 Estimated Base Services and Calls for Service Cost Summary**

**Estimated Costs for the period January 1, 2023 to December 31, 2023**

### **Notes:**

Total Base Services and Calls for Service Costs are based on the cost of salary, benefit, support and other direct operating expenses for staff providing policing services to municipalities. Staff is measured in full-time equivalent (FTE) units and the costs per FTE are described in the notes below.

- 1) Full-time equivalents (FTEs) are based on average municipal detachment staffing levels for the years 2018 through 2021. Contract enhancements, court security, prisoner transportation and cleaning staff are excluded.

The equivalent of 88.91 FTEs with a cost of \$15,713,060 has been excluded from municipal costs to reflect the average municipal detachment FTEs required for provincially-mandated responsibilities eligible for Provincial Service Usage credit.

Salary rates are based on weighted average rates for municipal detachment staff by rank, level and classification. The 2023 salaries were estimated based on the 2022 rates set in the 2019 to 2022 OPPA Uniform and Civilian Collective Agreements with an estimated overall general salary rate increase of 1.0% for 2023 applied. The benefit rates are based on the most recent rates set by the Treasury Board Secretariat, (2022-23). Statutory Holiday Payouts, Shift Premiums, and Benefit costs are subject to reconciliation.

FTEs have been apportioned between Base Services and Calls for Service costs based on the current ratio, 50.5% Base Services : 49.5% Calls for Service.

- 2) Support Staff Costs and Other Direct Operating Expenses for uniform FTEs are calculated on a per FTE basis as per rates set in the 2022 Municipal Policing Cost-Recovery Formula.

## OPP 2023 Calls for Service Billing Summary

### Elgin Group

Estimated costs for the period January 1 to December 31, 2023

Calls for Service Billing Workgroups	Calls for Service Count					2023 Average Time Standard	Total Weighted Time	% of Total Provincial Weighted Time	2023 Estimated Calls for Service Cost
	2018	2019	2020	2021	Four Year Average				
					A	B	C = A * B		
Note 1	Note 2					Note 3		Note 4	
Drug Possession	54	30	39	31	39	7.1	273	0.0153%	27,265
Drugs	13	11	9	10	11	68.0	731	0.0408%	72,912
Operational	2,580	2,383	2,641	2,514	2,530	3.8	9,612	0.5369%	958,733
Operational 2	1,217	1,509	660	585	993	1.4	1,390	0.0776%	138,627
Other Criminal Code Violations	107	151	133	118	127	7.5	954	0.0533%	95,191
Property Crime Violations	715	785	772	726	750	6.4	4,797	0.2679%	478,444
Statutes & Acts	303	401	428	455	397	3.4	1,349	0.0753%	134,547
Traffic	778	887	857	833	839	3.7	3,103	0.1733%	309,538
Violent Criminal Code	223	385	279	259	287	15.8	4,527	0.2528%	451,503
<b>Total</b>	<b>5,990</b>	<b>6,542</b>	<b>5,818</b>	<b>5,531</b>	<b>5,970</b>		<b>26,737</b>	<b>1.4933%</b>	<b>\$2,666,760</b>
<b>Provincial Totals</b>	Note 5	<b>401,534</b>	<b>441,088</b>	<b>364,415</b>	<b>373,300</b>	<b>395,084</b>	<b>1,790,383</b>	<b>100.0%</b>	<b>\$178,576,909</b>

### Notes to Calls for Service Billing Summary

- 1) Other criminal code violations related to occurrences considered largely administrative in nature, regarding attendance to a courthouse, have been removed from our list of billable occurrences, effective the 2023 billing year.
- 2) Displayed without decimal places, exact numbers used in calculations
- 3) Displayed to four decimal places, nine decimal places used in calculations
- 4) Total costs rounded to zero decimals
- 5) Provincial Totals exclude data for dissolutions and post-2019 municipal police force amalgamations

This page intentionally left blank

## OPP 2023 Calls for Service Details

### Elgin Group

For the calendar years 2018 to 2021

Calls for Service Billing Workgroups	Calls for Service Count				Four Year Average
	2018	2019	2020	2021	
<b>Grand Total</b>	<b>5,990</b>	<b>6,542</b>	<b>5,818</b>	<b>5,531</b>	<b>5,970.25</b>
Drug Possession	54	30	39	31	38.50
DRUG Operation - Master Code	0	0	2	0	0.50
Drug Related Occurrence	30	22	22	23	24.25
Poss of illicit over 30g dried cannabis (or equiv) adult	0	1	1	0	0.50
Possession - Cannabis	15	0	0	0	3.75
Possession - Cocaine	1	1	4	0	1.50
Possession - Heroin	0	0	0	1	0.25
Possession - Methamphetamine (Crystal Meth)	1	4	5	2	3.00
Possession – Opioid (other than heroin)	3	0	3	1	1.75
Possession - Other Controlled Drugs and Substances Act	4	2	1	3	2.50
Possession of > 5g dried cannabis (or equiv) youth	0	0	1	0	0.25
Possession/Sale/etc. for Production/Trafficking substance	0	0	0	1	0.25
Drugs	13	11	9	10	10.75
Cultivate/Propagate/Harvest cannabis by adult	0	2	1	1	1.00
Drug Operation - Commercial Grow Indoor	1	0	0	0	0.25
Drug Operation - Residential Grow Indoor	1	0	0	0	0.25
Drug Operation - Rural Grow	0	0	1	0	0.25
Import / Export - Other Drugs	1	0	0	0	0.25
Obtain, offer to obtain, alter or offer to alter cannabis	0	0	1	0	0.25
Other Cannabis Act	0	2	1	1	1.00
Possession of cannabis for purpose of selling	0	1	1	0	0.50
Production - Cannabis (Marihuana) (Cultivation)	4	0	0	0	1.00
Production - Other Controlled Drugs & Substances	1	0	0	0	0.25
Trafficking - Cannabis	1	0	0	0	0.25
Trafficking - Cocaine	0	2	1	1	1.00
Trafficking - Methamphetamine (Crystal Meth)	0	1	0	1	0.50
Trafficking – Opioid (other than heroin)	0	0	1	3	1.00
Trafficking - Other Controlled Drugs and Substances Act	4	3	2	3	3.00
Operational	2,580	2,383	2,641	2,514	2,529.50
Accident - non-MVC - Commercial	2	1	0	2	1.25
Accident - non-MVC - Construction Site	1	1	0	1	0.75
Accident - non-MVC - Industrial	1	1	1	0	0.75
Accident - non-MVC - Master Code	1	3	3	3	2.50
Accident - Non-MVC - Others	2	2	1	1	1.50
Accident - non-MVC - Residential	0	2	0	1	0.75
Alarm - Holdup	0	1	0	0	0.25
Alarm - Master Code	1	2	1	0	1.00
Alarm - Others	20	10	1	1	8.00
Animal - Bear Complaint	1	0	0	0	0.25
Animal - Bite	13	21	13	7	13.50
Animal - Dog Owners Liability Act	10	12	16	9	11.75
Animal - Injured	44	68	66	65	60.75
Animal - Left in Vehicle	7	7	3	7	6.00
Animal - Master Code	6	7	8	4	6.25

# **OPP 2023 Calls for Service Details**

## **Elgin Group**

**For the calendar years 2018 to 2021**

Calls for Service Billing Workgroups	Calls for Service Count				Four Year Average
	2018	2019	2020	2021	
Animal - Other	103	69	15	15	50.50
Animal - Rabid	18	9	3	1	7.75
Animal - Stray	24	42	59	43	42.00
Assist Fire Department	25	12	22	10	17.25
Assist Public	473	213	324	307	329.25
Bomb Threat	0	1	0	0	0.25
By-Law - Master Code	2	3	14	11	7.50
Compassionate Message	1	0	0	0	0.25
Distressed / Overdue Motorist	4	6	8	7	6.25
Dogs By-Law	2	6	6	3	4.25
Domestic Disturbance	196	184	207	212	199.75
False Alarm - Warning Issued	1	1	0	0	0.50
False Fire Alarm - Building	3	3	1	0	1.75
False Fire Alarm - Other	0	1	0	0	0.25
False Fire Alarm - Vehicle	1	0	0	0	0.25
Family Dispute	142	167	223	195	181.75
Fire - Building	34	40	50	45	42.25
Fire - Master Code	2	0	2	0	1.00
Fire - Other	7	9	17	10	10.75
Fire - Vehicle	15	25	17	21	19.50
Fire Alarm - Master Code	0	1	0	0	0.25
Firearms (Discharge) By-Law	4	0	3	1	2.00
Fireworks By-Law	0	0	2	4	1.50
Found - Bicycles	7	4	2	0	3.25
Found - Computer, parts & accessories	0	1	0	0	0.25
Found - Gun	3	6	1	0	2.50
Found - Household Property	4	6	3	2	3.75
Found - License Plate	7	3	1	2	3.25
Found - Machinery & Tools	1	4	0	0	1.25
Found - Musical Instruments	0	1	0	0	0.25
Found - Office Machines & Equipment	0	1	0	0	0.25
Found - Others	24	23	9	3	14.75
Found - Personal Accessories	43	18	3	3	16.75
Found - Radio, TV, Sound-Reprod. Equip.	0	4	0	1	1.25
Found - Sporting Goods, Hobby Equip.	2	2	1	0	1.25
Found - Vehicle Accessories	0	1	0	1	0.50
Found Property - Master Code	36	54	107	136	83.25
Insecure Condition - Building	12	15	10	1	9.50
Insecure Condition - Master Code	1	10	15	7	8.25
Insecure Condition - Others	1	0	0	0	0.25
Insecure Condition - Vehicle	1	0	0	0	0.25
Loitering By-Law	0	0	3	1	1.00
Lost - Accessible Parking Permit	1	1	1	1	1.00
Lost - Domestic Appliances	1	0	0	0	0.25
Lost - Gun	3	3	0	2	2.00

# **OPP 2023 Calls for Service Details**

## **Elgin Group**

**For the calendar years 2018 to 2021**

Calls for Service Billing Workgroups	Calls for Service Count				Four Year Average
	2018	2019	2020	2021	
Lost - Household Property	0	2	2	2	1.50
Lost - Jewellery	0	1	0	0	0.25
Lost - License Plate	10	8	5	11	8.50
Lost - Machinery & Tools	1	0	0	0	0.25
Lost - Musical Instruments	0	1	0	0	0.25
Lost - Others	13	5	5	4	6.75
Lost - Personal Accessories	19	16	3	10	12.00
Lost - Radio, TV, Sound-Reprod. Equip.	4	3	3	0	2.50
Lost - Sporting Goods, Hobby Equip.	1	1	0	0	0.50
Lost - Vehicle Accessories	0	0	0	1	0.25
Lost Property - Master Code	23	35	41	35	33.50
Medical Assistance - Master Code	1	1	0	1	0.75
Medical Assistance - Other	2	2	3	1	2.00
Missing Person - Master Code	2	1	1	1	1.25
Missing Person 12 & older	20	32	15	13	20.00
Missing Person Located 12 & older	29	24	14	21	22.00
Missing Person Located Under 12	3	6	5	6	5.00
Missing Person under 12	5	9	4	1	4.75
Neighbour Dispute	177	122	210	240	187.25
Noise By-Law	4	6	7	4	5.25
Noise Complaint - Animal	18	7	9	19	13.25
Noise Complaint - Business	8	10	2	0	5.00
Noise Complaint - Master Code	4	28	139	150	80.25
Noise Complaint - Others	19	11	11	11	13.00
Noise Complaint - Residence	62	63	7	6	34.50
Noise Complaint - Vehicle	5	6	0	1	3.00
Other Municipal By-Laws	38	47	57	36	44.50
Overdose/Suspected Overdose	1	0	0	0	0.25
Phone - Master Code	0	30	31	35	24.00
Phone - Nuisance - No Charges Laid	26	22	25	23	24.00
Phone - Obscene - No Charges Laid	0	1	1	1	0.75
Phone - Other - No Charges Laid	23	27	10	10	17.50
Phone - Text-related incident	1	2	2	1	1.50
Phone - Threatening - No Charges Laid	2	2	4	3	2.75
Protest - Demonstration	0	1	0	0	0.25
Smoking By-Law	0	0	1	0	0.25
Sudden Death - Accidental	2	1	1	1	1.25
Sudden Death - Drowning	4	0	0	0	1.00
Sudden Death - Master Code	3	0	0	0	0.75
Sudden Death - Natural Causes	43	39	29	40	37.75
Sudden Death - Others	13	7	7	4	7.75
Sudden Death - Suicide	6	3	8	5	5.50
Suspicious Package	2	0	0	1	0.75
Suspicious Person	232	246	268	258	251.00
Suspicious Substance / Odour	1	0	0	0	0.25

## OPP 2023 Calls for Service Details

### Elgin Group

For the calendar years 2018 to 2021

Calls for Service Billing Workgroups	Calls for Service Count				Four Year Average
	2018	2019	2020	2021	
Suspicious vehicle	249	286	272	224	257.75
Taxi By-Law	0	0	0	1	0.25
Traffic By-Law	13	14	6	9	10.50
Trouble with Youth	71	84	80	67	75.50
Unwanted Persons	35	48	67	69	54.75
Vehicle Recovered - All Terrain Vehicles	4	4	1	0	2.25
Vehicle Recovered - Automobile	29	14	22	18	20.75
Vehicle Recovered - Master Code	3	1	1	2	1.75
Vehicle Recovered - Other	5	3	3	2	3.25
Vehicle Recovered - Trucks	30	14	16	12	18.00
Overdose/Suspected Overdose -Opioid Related	1	0	1	5	1.75
Sudden Death - Apparent Overdose/Overdose	0	0	0	2	0.50
Swatting - Phone	0	0	0	1	0.25
Operational 2	1,217	1,509	660	585	992.75
911 call - Dropped Cell	93	414	77	80	166.00
911 call / 911 hang up	573	457	147	122	324.75
911 hang up - Pocket Dial	119	224	2	6	87.75
False Alarm - Accidental Trip	80	52	2	1	33.75
False Alarm - Cancelled	85	50	4	0	34.75
False Alarm - Malfunction	68	36	1	0	26.25
False Alarm - Others	89	140	253	222	176.00
False Holdup Alarm - Accidental Trip	2	8	15	20	11.25
False Holdup Alarm - Malfunction	1	0	0	0	0.25
Keep the Peace	107	128	159	134	132.00
Other Criminal Code Violations	107	151	133	118	127.25
Animals - Cruelty	1	3	0	4	2.00
Animals - Kill or injure	0	3	0	2	1.25
Animals - Others	0	2	1	2	1.25
Bail Violations - Fail To Comply	22	52	40	41	38.75
Bail Violations - Master Code	0	2	2	4	2.00
Bail Violations - Others	2	4	6	2	3.50
Bail Violations - Recognizance	2	3	6	1	3.00
Breach of Probation	15	9	11	5	10.00
Child Pornography - Making or distributing	1	1	1	2	1.25
Child Pornography - Master Code	1	0	2	0	0.75
Child Pornography - Other	0	0	1	0	0.25
Child Pornography - Possess child pornography	0	2	1	2	1.25
Common nuisance	0	1	0	1	0.50
Contraband Tobacco	3	1	0	1	1.25
Counterfeit Money - Master Code	1	0	0	0	0.25
Counterfeit Money - Others	2	4	1	0	1.75
Disobey court order / Misconduct executing process	2	3	6	4	3.75
Disturb the Peace	14	16	16	8	13.50
Indecent acts - exposure to person under 14	0	0	2	1	0.75
Indecent acts - Master Code	3	2	3	4	3.00



## OPP 2023 Calls for Service Details

### Elgin Group

For the calendar years 2018 to 2021

Calls for Service Billing Workgroups	Calls for Service Count				Four Year Average
	2018	2019	2020	2021	
Indecent acts - Other	5	1	3	3	3.00
Libel - Extortion	1	0	0	0	0.25
Nudity - public/private property	1	0	0	0	0.25
Obstruct Justice / Fabricate Evidence	0	0	0	1	0.25
Obstruct Public Peace Officer	3	2	2	3	2.50
Offensive Weapons - Careless use of firearms	3	7	3	2	3.75
Offensive Weapons - Carry concealed	0	0	0	1	0.25
Offensive Weapons - In Vehicle	1	1	0	2	1.00
Offensive Weapons - Other Offensive Weapons	1	2	2	0	1.25
Offensive Weapons - Other Weapons Offences	1	5	2	4	3.00
Offensive Weapons - Possession of Weapons	5	7	2	3	4.25
Offensive Weapons - Prohibited	1	1	3	1	1.50
Offensive Weapons - Restricted	0	0	0	2	0.50
Offensive Weapons - Weapons Trafficking	0	0	0	1	0.25
Other Criminal Code * Sec. 78 - Sec. 96	2	0	0	0	0.50
Personate Peace Officer	0	0	1	0	0.25
Possess Firearm while prohibited	1	1	3	0	1.25
Possession of Burglary Tools	2	3	1	0	1.50
Possession Of Counterfeit Money	1	0	1	0	0.50
Prostitution - Communicate to provide sexual services	0	0	1	1	0.50
Public Mischief - mislead peace officer	1	0	0	5	1.50
Public Morals	0	1	0	0	0.25
Trespass at Night	4	7	4	4	4.75
Utter Threats to damage property	1	3	4	1	2.25
Utter Threats to Property / Animals	0	1	2	0	0.75
Uttering Counterfeit Money	2	0	0	0	0.50
Offences Against the Person and Reputation (Part VIII CC)	1	0	0	0	0.25
All Other Criminal Code (includes Part XII.1 CC)	1	1	0	0	0.50
Property Crime Violations	715	785	772	726	749.50
Arson - Building	1	1	3	0	1.25
Arson - Master Code	1	0	0	0	0.25
Arson - Others	0	0	2	0	0.50
Break & Enter	104	153	96	102	113.75
Break & Enter - Firearms	2	6	0	2	2.50
Break & Enter - steal firearm from motor vehicle	0	1	0	0	0.25
False Pretence - Other	1	2	0	0	0.75
Fraud - Account closed	0	1	1	3	1.25
Fraud - False Pretence Under \$5,000	7	7	9	4	6.75
Fraud - Forgery & Uttering	2	3	8	0	3.25
Fraud - Fraud through mails	2	4	11	4	5.25
Fraud - Master Code	16	10	14	19	14.75
Fraud - Money/property/security Over \$5,000	5	12	13	13	10.75
Fraud - Money/property/security Under \$5,000	40	40	26	27	33.25
Fraud - Other	27	38	49	54	42.00
Fraud - Steal/Forge/Poss./Use Credit Card	8	12	6	7	8.25

## OPP 2023 Calls for Service Details

### Elgin Group

For the calendar years 2018 to 2021

Calls for Service Billing Workgroups	Calls for Service Count				Four Year Average
	2018	2019	2020	2021	
Fraud - Transportation	0	2	0	1	0.75
Fraud - Welfare benefits	0	1	0	0	0.25
Identity Fraud	3	1	8	8	5.00
Identity Theft	0	0	0	1	0.25
Interfere with lawful use, enjoyment of property	7	10	8	4	7.25
Mischief - Master Code	106	110	129	101	111.50
Mischief Graffiti - Non-Gang Related	2	6	4	3	3.75
Mischief with Data	0	1	0	1	0.50
Personation with Intent (fraud)	2	2	4	6	3.50
Possession of Stolen Goods over \$5,000	3	8	9	9	7.25
Possession of Stolen Goods under \$5,000	10	7	4	6	6.75
Property Damage	30	23	31	38	30.50
Theft from Motor Vehicles Over \$5,000	4	0	1	2	1.75
Theft from Motor Vehicles Under \$5,000	74	79	66	44	65.75
Theft of - All Terrain Vehicles	11	12	4	8	8.75
Theft of - Automobile	11	10	14	15	12.50
Theft of - Construction Vehicles	0	0	1	0	0.25
Theft of - Farm Vehicles	0	0	2	1	0.75
Theft of - Motorcycles	3	5	6	2	4.00
Theft of - Other Motor Vehicles	3	4	0	2	2.25
Theft of - Snow Vehicles	0	0	1	0	0.25
Theft of - Trucks	29	21	23	18	22.75
Theft of Motor Vehicle	24	28	46	46	36.00
Theft Over \$5,000 - Construction Site	2	0	0	1	0.75
Theft Over \$5,000 - Building	0	0	1	0	0.25
Theft Over \$5,000 - Farm Agricultural Produce	0	3	0	1	1.00
Theft Over \$5,000 - Farm Equipment	0	1	0	0	0.25
Theft Over \$5,000 - Mail	0	3	2	1	1.50
Theft Over \$5,000 - Master Code	3	3	3	4	3.25
Theft Over \$5,000 - Other Theft	8	4	1	6	4.75
Theft Over \$5,000 - Persons	0	0	0	1	0.25
Theft Over \$5,000 - Trailers	4	4	5	4	4.25
Theft Over \$5,000 - Truck Load	0	0	0	1	0.25
Theft Under \$5,000 - Bicycles	8	4	4	3	4.75
Theft Under \$5,000 - Boat (Vessel)	0	0	1	0	0.25
Theft Under \$5,000 - Boat Motor	0	1	1	1	0.75
Theft Under \$5,000 - Building	4	4	4	3	3.75
Theft Under \$5,000 - Construction Site	3	2	4	2	2.75
Theft Under \$5,000 - Farm Agricultural Produce	3	2	3	0	2.00
Theft Under \$5,000 - Farm Equipment	2	1	2	2	1.75
Theft Under \$5,000 - Gasoline Drive-off	34	27	22	32	28.75
Theft Under \$5,000 - Master Code	23	17	24	30	23.50
Theft Under \$5,000 - Mining Product	1	0	1	0	0.50
Theft Under \$5,000 - Other Theft	64	67	73	65	67.25
Theft Under \$5,000 - Persons	4	13	3	2	5.50

## OPP 2023 Calls for Service Details

### Elgin Group

For the calendar years 2018 to 2021

Calls for Service Billing Workgroups	Calls for Service Count				Four Year Average
	2018	2019	2020	2021	
Theft Under \$5,000 - Trailers	6	2	6	2	4.00
Theft Under \$5,000 Shoplifting	5	2	9	11	6.75
Trafficking in Stolen Goods over \$5,000	1	2	0	0	0.75
Trafficking in Stolen Goods under \$5,000	1	1	0	1	0.75
Unlawful in a dwelling house	0	1	4	1	1.50
Willful act / Omission likely to cause mischief	1	1	0	1	0.75
Statutes & Acts	303	401	428	455	396.75
Custody Dispute	2	2	5	11	5.00
Family Law Act - Custody/Access order	0	0	0	2	0.50
Family Law Act - Other	0	0	0	1	0.25
Landlord / Tenant	47	58	70	75	62.50
Mental Health Act	55	87	63	88	73.25
Mental Health Act - Attempt Suicide	30	22	12	16	20.00
Mental Health Act - No contact with Police	5	7	14	4	7.50
Mental Health Act - Placed on Form	16	17	22	14	17.25
Mental Health Act - Threat of Suicide	36	64	60	56	54.00
Mental Health Act - Voluntary Transport	31	21	32	22	26.50
Trespass To Property Act	81	123	140	139	120.75
Mental Health Act - Apprehension	0	0	10	27	9.25
Traffic	778	887	857	833	838.75
MVC - Fatal (Motor Vehicle Collision)	3	5	8	6	5.50
MVC - Others (Motor Vehicle Collision)	5	3	0	6	3.50
MVC - Pers. Inj. Failed to Remain (Motor Vehicle Collision)	0	2	1	1	1.00
MVC - Personal Injury (Motor Vehicle Collision)	40	49	81	74	61.00
MVC - Prop. Dam. Failed to Remain (Motor Vehicle Collision)	35	20	31	33	29.75
MVC - Prop. Dam. Non Reportable (Motor Vehicle Collision)	338	299	299	137	268.25
MVC - Prop. Dam. Reportable (Motor Vehicle Collision)	351	505	434	573	465.75
MVC (Motor Vehicle Collision) - Master Code	5	4	3	3	3.75
Road Rage	1	0	0	0	0.25
Violent Criminal Code	223	385	279	259	286.50
Aggravated Assault - Level 3	0	1	0	2	0.75
Arson - Disregard for Human Life	0	0	1	0	0.25
Assault - Level 1	106	214	138	105	140.75
Assault Peace Officer	1	1	1	0	0.75
Assault Peace Officer with weapon OR cause bodily harm	0	1	0	1	0.50
Assault With Weapon or Causing Bodily Harm - Level 2	24	23	25	19	22.75
Attempted Murder	0	0	1	0	0.25
Criminal Harassment	18	43	18	24	25.75
Criminal Harassment - Offender Unknown	0	1	0	0	0.25
Criminal Negligence Causing Death	0	0	0	1	0.25
Extortion	0	1	2	5	2.00
Forcible confinement	2	1	5	1	2.25
Indecent / Harassing Communications	6	11	12	15	11.00
Invitation to Sexual Touching	2	0	0	0	0.50
Kidnapping	0	0	0	1	0.25

## OPP 2023 Calls for Service Details

### Elgin Group

For the calendar years 2018 to 2021

Calls for Service Billing Workgroups	Calls for Service Count				Four Year Average
	2018	2019	2020	2021	
Murder 1st Degree	0	1	0	1	0.50
Non-Consensual Distribution of Intimate Images	0	0	1	1	0.50
Other Assaults / Admin Noxious thing	0	0	0	1	0.25
Pointing a Firearm	0	0	0	1	0.25
Procuring a person under the age of 18 years	0	1	0	0	0.25
Robbery - Master Code	2	0	0	0	0.50
Robbery - Other	1	1	0	0	0.50
Robbery - With Threat of Violence	0	0	1	5	1.50
Sexual Assault	18	29	34	28	27.25
Sexual Assault With a Weapon	1	0	0	2	0.75
Sexual Exploitation	0	1	1	0	0.50
Sexual Interference	6	5	5	9	6.25
Sexual offence occurring prior to January 4, 1983	0	0	0	1	0.25
Utter Threats - Master Code	4	2	5	6	4.25
Utter Threats to Person	31	47	28	28	33.50
Utter Threats to Person - Government Employee	1	0	0	1	0.50
Utter Threats to Person - Police Officer	0	1	0	0	0.25
Voyeurism	0	0	1	1	0.50

# OPP 2023 Estimated Court Security Cost Summary

## Elgin Group

Estimated costs for the period January 1 to December 31, 2023

### 2022 Cost-Recovery Formula

#### Salaries and Benefits

		Positions	\$/FTE	Total \$
<b>Uniform Members</b>	<b>Note 1</b>			
Part-Time Constable . . . . .		0.86	86,136	73,928
<b>Total Uniform Salaries</b>		<b>0.86</b>		<b>73,928</b>
Shift Premiums . . . . .			1,111	954
Uniform Benefits - Part-Time Salaries. . . . .			15.55%	11,496
<b>Total Uniform Salaries &amp; Benefits</b>				<b>86,377</b>
<b>Support Costs - Salaries and Benefits</b>	<b>Note 2</b>			
Communication Operators . . . . .			6,698	5,749
Prisoner Guards . . . . .			2,074	1,780
Operational Support . . . . .			5,604	4,810
RHQ Municipal Support . . . . .			2,713	2,328
Telephone Support . . . . .			131	112
Office Automation Support . . . . .			680	584
Mobile and Portable Radio Support . . . . .			250	215
<b>Total Support Staff Salaries and Benefits Costs</b>				<b>15,578</b>
<b>Total Salaries &amp; Benefits</b>				<b>101,955</b>
<b>Other Direct Operating Expenses</b>	<b>Note 2</b>			
Communication Centre . . . . .			147	126
Operational Support . . . . .			991	851
RHQ Municipal Support . . . . .			122	105
Telephone . . . . .			1,496	1,284
Mobile Radio Equipment Repairs & Maintenance . . . . .			56	96
Office Automation - Uniform . . . . .			2,282	1,959
Vehicle Usage . . . . .			8,999	7,724
Detachment Supplies & Equipment . . . . .			406	348
Uniform & Equipment . . . . .			2,105	3,613
<b>Total Other Direct Operating Expenses</b>				<b>16,105</b>
<b>Total 2023 Estimated Court Security Cost</b>				<b>\$ 118,060</b>
<b>Total OPP-Policed Properties</b>				<b>19,258</b>
<b>Cost Per Property</b>				<b>\$ 6.13</b>

**OPP 2023 Estimated Court Security Cost Summary**  
**Elgin Group**  
**Estimated costs for the period January 1 to December 31, 2023**

**Notes:**

- 1) Full-time equivalents (FTEs) are based on staffing required to provide court security based on the 2021 activity levels and requirements determined by servicing detachment staff. Salary rates are based on weighted average rates for municipal detachment staff by rank, level and classification. The 2023 salaries were estimated based on the 2022 rates set in the 2019 to 2022 OPPA Uniform and Civilian Collective Agreements with an estimated overall general salary rate increase of 1.0% for 2023 applied. The benefit rates are based on the most recent rates set by the Treasury Board Secretariat, (2022-23). Statutory Holiday Payouts, Shift Premiums, and Benefit costs are subject to reconciliation.
- 2) Support Staff Costs and Other Direct Operating Expenses for uniform FTEs are calculated on a per FTE basis as per rates set in the 2022 Municipal Policing Cost-Recovery Formula.
- 3) There was no information available about the status of 2023 Court Security Prisoner Transportation Grant Program at the time of the Annual Billing Statement preparation.

## OPP 2021 Reconciled Year-End Summary

### Elgin Group

Reconciled cost for the period January 1 to December 31, 2021

			<b>Cost per Property \$</b>	<b>Total Cost \$</b>
<b>Base Service</b>	<b>Property Counts</b>			
	Household	18,079		
	Commercial and Industrial	885		
	Total Properties	<u>18,964</u>	179.62	3,406,285
<b>Calls for Service</b>				
	Total all municipalities	170,324,197		
	Municipal portion	1.4900%	133.82	2,537,780
<b>Overtime</b>			15.26	289,478
<b>Court Security</b>	(see summary)		6.01	114,055
<b>Prisoner Transportation</b>	(per property cost)		1.18	22,378
<b>Accommodation/Cleaning Services</b>	(per property cost)		<u>4.75</u>	<u>90,079</u>
<b>Total 2021 Reconciled Costs</b>			<u><b>340.65</b></u>	<u><b>6,460,054</b></u>
<b>2021 Billed Amount</b>				<u><b>6,395,818</b></u>
<b>2021 Year-End-Adjustment</b>				<u><u><b>64,236</b></u></u>

### Note

The Year-End Adjustment above is included as an adjustment on the 2023 Billing Statement.  
This amount is incorporated into the monthly invoice amount for 2023.

This page intentionally left blank



**OPP 2021 Reconciled Court Security Cost Summary**  
**Elgin Group**  
Reconciled costs for the period January 1 to December 31, 2021

**2020 Cost-Recovery Formula**

**Salaries and Benefits**

		<b>Positions</b>	<b>\$/FTE</b>	<b>Total \$</b>
<b>Uniform Members</b>	<b>Note 1</b>			
Part-Time Constable .....		0.86	83,335	71,524
<b>Total Uniform Salaries</b>		<b>0.86</b>		<b>71,524</b>
Shift Premiums .....			1,111	954
Uniform Benefits - Part-Time Salaries.....			15.15%	10,836
<b>Total Uniform Salaries &amp; Benefits</b>				<b>83,314</b>
<b>Support Costs - Salaries and Benefits</b>	<b>Note 2</b>			
Communication Operators .....			6,940	5,956
Prisoner Guards .....			1,853	1,590
Operational Support .....			5,129	4,402
RHQ Municipal Support .....			2,647	2,272
Telephone Support .....			120	103
Office Automation Support .....			673	578
Mobile and Portable Radio Support .....			264	227
<b>Total Support Staff Salaries and Benefits Costs</b>				<b>15,128</b>
<b>Total Salaries &amp; Benefits</b>				<b>98,441</b>
<b>Other Direct Operating Expenses</b>	<b>Note 2</b>			
Communication Centre .....			165	142
Operational Support .....			742	637
RHQ Municipal Support .....			148	127
Telephone .....			1,456	1,250
Mobile Radio Equipment Repairs & Maintenance .....			39	67
Office Automation - Uniform .....			2,603	2,234
Vehicle Usage .....			8,294	7,119
Detachment Supplies & Equipment .....			502	431
Uniform & Equipment .....			2,102	3,608
<b>Total Other Direct Operating Expenses</b>				<b>15,613</b>
<b>Total 2021 Reconciled Court Security Cost</b>				<b>\$ 114,055</b>
<b>Total OPP-Policed Properties</b>				18,964
<b>Cost Per Property</b>				<b>\$ 6.01</b>

## **OPP 2021 Reconciled Court Security Cost Summary**

### **Elgin Group**

**Reconciled costs for the period January 1 to December 31, 2021**

#### **Notes:**

- 1) Full-time equivalents (FTEs) are based on staffing required to provide court security based on the 2021 activity levels and requirements determined by servicing detachment staff. The COVID pandemic restrictions may have significantly reduced the court security requirements for the municipality.  
Salary rates are based on weighted average rates for municipal detachment staffing by rank, level and classification. The 2021 salaries incorporate the January 1, 2021 general salary rate increases set in the 2019 to 2022 OPPA Uniform and Civilian Collective Agreements, (1.00% in January 2021 and 0.97% in July 2021 for Uniform and 1.00% for Civilian). The benefit rates are based on the most recent rates set by the Treasury Board Secretariat, (2021-2022).
- 2) Support Staff Costs and Other Direct Operating Expenses for uniform FTEs are calculated on a per FTE basis as per rates set in the 2020 Municipal Policing Cost-Recovery Formula.
- 3) The Municipality's remaining grant credit from the Ministry's 2022 Court Security Prisoner Transportation Grant Program is subject to an adjustment if the 2021 grant allocation is more than the 2021 reconciled costs.  
There was no information available about the status of 2023 Court Security Prisoner Transportation Grant Program at the time of the Annual Billing Statement preparation.

## OPP 2023 Annual Billing Statement

### Bayham M

Estimated costs for the period January 1 to December 31, 2023

Please refer to [www.opp.ca](http://www.opp.ca) for 2023 Municipal Policing Billing General Information summary for further details.

			Cost per Property \$	Total Cost \$
<b>Base Service</b>	<b>Property Counts</b>			
	Household	2,741		
	Commercial and Industrial	126		
	Total Properties	<u>2,867</u>	165.66	474,953
<b>Calls for Service</b>	(see summaries)			
	Total all municipalities	178,576,909		
	Municipal portion	0.2299%	143.22	410,599
<b>Overtime</b>	(see notes)		16.41	47,036
<b>Prisoner Transportation</b>	(per property cost)		1.17	3,354
<b>Accommodation/Cleaning Services</b>	(per property cost)		<u>4.87</u>	<u>13,962</u>
<b>Total 2023 Estimated Cost</b>			<u><b>331.32</b></u>	<u><b>949,904</b></u>

This page intentionally left blank

## OPP 2021 Reconciled Year-End Summary

### Bayham M

Reconciled cost for the period January 1 to December 31, 2021

			<b>Cost per Property \$</b>	<b>Total Cost \$</b>
<b>Base Service</b>	<b>Property Counts</b>			
	Household	2,717		
	Commercial and Industrial	136		
	Total Properties	<u>2,853</u>	179.62	512,452
<b>Calls for Service</b>				
	Total all municipalities	170,324,197		
	Municipal portion	0.2147%	128.17	365,669
<b>Overtime</b>			19.62	55,968
<b>Prisoner Transportation</b>	(per property cost)		1.18	3,367
<b>Accommodation/Cleaning Services</b>	(per property cost)		4.75	13,552
<b>Total 2021 Reconciled Costs</b>			<u><b>333.34</b></u>	<u><b>951,007</b></u>

This page intentionally left blank

## OPP 2023 Annual Billing Statement

### Central Elgin M

Estimated costs for the period January 1 to December 31, 2023

Please refer to [www.opp.ca](http://www.opp.ca) for 2023 Municipal Policing Billing General Information summary for further details.

			<b>Cost per Property \$</b>	<b>Total Cost \$</b>
<b>Base Service</b>	<b>Property Counts</b>			
	Household	5,890		
	Commercial and Industrial	<u>251</u>		
	Total Properties	<u><u>6,141</u></u>	165.66	1,017,330
<b>Calls for Service</b>	(see summaries)			
	Total all municipalities	178,576,909		
	Municipal portion	0.4979%	144.77	889,045
<b>Overtime</b>	(see notes)		11.16	68,524
<b>Court Security</b>	(see summary)		19.22	118,060
<b>Prisoner Transportation</b>	(per property cost)		1.17	7,185
<b>Accommodation/Cleaning Services</b>	(per property cost)		<u>4.87</u>	<u>29,907</u>
<b>Total 2023 Estimated Cost</b>			<u><u>346.86</u></u>	<u><u>2,130,051</u></u>

This page intentionally left blank



**OPP 2023 Estimated Court Security Cost Summary**  
**Central Elgin M**  
**Estimated costs for the period January 1 to December 31, 2023**

**2022 Cost-Recovery Formula**

**Salaries and Benefits**

		<b>Positions</b>	<b>\$/FTE</b>	<b>Total \$</b>
<b>Uniform Members</b>	<b>Note 1</b>			
Part-Time Constable . . . . .		0.86	86,136	73,928
<b>Total Uniform Salaries</b>		<b>0.86</b>		<b>73,928</b>
Shift Premiums . . . . .			1,111	954
Uniform Benefits - Part-Time Salaries. . . . .			15.55%	11,496
<b>Total Uniform Salaries &amp; Benefits</b>				<b>86,377</b>
<b>Support Costs - Salaries and Benefits</b>	<b>Note 2</b>			
Communication Operators . . . . .			6,698	5,749
Prisoner Guards . . . . .			2,074	1,780
Operational Support . . . . .			5,604	4,810
RHQ Municipal Support . . . . .			2,713	2,328
Telephone Support . . . . .			131	112
Office Automation Support . . . . .			680	584
Mobile and Portable Radio Support . . . . .			250	215
<b>Total Support Staff Salaries and Benefits Costs</b>				<b>15,578</b>
<b>Total Salaries &amp; Benefits</b>				<b>101,955</b>
<b>Other Direct Operating Expenses</b>	<b>Note 2</b>			
Communication Centre . . . . .			147	126
Operational Support . . . . .			991	851
RHQ Municipal Support . . . . .			122	105
Telephone . . . . .			1,496	1,284
Mobile Radio Equipment Repairs & Maintenance . . . . .			56	96
Office Automation - Uniform . . . . .			2,282	1,959
Vehicle Usage . . . . .			8,999	7,724
Detachment Supplies & Equipment . . . . .			406	348
Uniform & Equipment . . . . .			2,105	3,613
<b>Total Other Direct Operating Expenses</b>				<b>16,105</b>
<b>Total 2023 Estimated Court Security Cost</b>				<b>\$ 118,060</b>
<b>Total OPP-Policed Properties</b>				<b>6,141</b>
<b>Cost Per Property</b>				<b>\$ 19.22</b>

**OPP 2023 Estimated Court Security Cost Summary**  
**Central Elgin M**  
**Estimated costs for the period January 1 to December 31, 2023**

**Notes:**

- 1) Full-time equivalents (FTEs) are based on staffing required to provide court security based on the 2021 activity levels and requirements determined by servicing detachment staff. Salary rates are based on weighted average rates for municipal detachment staff by rank, level and classification. The 2023 salaries were estimated based on the 2022 rates set in the 2019 to 2022 OPPA Uniform and Civilian Collective Agreements with an estimated overall general salary rate increase of 1.0% for 2023 applied. The benefit rates are based on the most recent rates set by the Treasury Board Secretariat, (2022-23). Statutory Holiday Payouts, Shift Premiums, and Benefit costs are subject to reconciliation.
- 2) Support Staff Costs and Other Direct Operating Expenses for uniform FTEs are calculated on a per FTE basis as per rates set in the 2022 Municipal Policing Cost-Recovery Formula.
- 3) There was no information available about the status of 2023 Court Security Prisoner Transportation Grant Program at the time of the Annual Billing Statement preparation.

## OPP 2021 Reconciled Year-End Summary

### Central Elgin M

Reconciled cost for the period January 1 to December 31, 2021

			<b>Cost per Property \$</b>	<b>Total Cost \$</b>
<b>Base Service</b>	<b>Property Counts</b>			
	Household	5,708		
	Commercial and Industrial	257		
	Total Properties	<u>5,965</u>	179.62	1,071,424
<b>Calls for Service</b>				
	Total all municipalities	170,324,197		
	Municipal portion	0.5018%	143.30	854,761
<b>Overtime</b>			12.15	72,494
<b>Court Security</b>	(see summary)		19.12	114,055
<b>Prisoner Transportation</b>	(per property cost)		1.18	7,039
<b>Accommodation/Cleaning Services</b>	(per property cost)		<u>4.75</u>	<u>28,334</u>
<b>Total 2021 Reconciled Costs</b>			<u><b>360.12</b></u>	<u><b>2,148,107</b></u>

This page intentionally left blank

**OPP 2021 Reconciled Court Security Cost Summary**  
**Central Elgin M**  
Reconciled costs for the period January 1 to December 31, 2021

**2020 Cost-Recovery Formula**

**Salaries and Benefits**

		<b>Positions</b>	<b>\$/FTE</b>	<b>Total \$</b>
<b>Uniform Members</b>	<b>Note 1</b>			
Part-Time Constable .....		0.86	83,335	71,524
<b>Total Uniform Salaries</b>		<b>0.86</b>		<b>71,524</b>
Shift Premiums .....			1,111	954
Uniform Benefits - Part-Time Salaries.....			15.15%	10,836
<b>Total Uniform Salaries &amp; Benefits</b>				<b>83,314</b>
<b>Support Costs - Salaries and Benefits</b>	<b>Note 2</b>			
Communication Operators .....			6,940	5,956
Prisoner Guards .....			1,853	1,590
Operational Support .....			5,129	4,402
RHQ Municipal Support .....			2,647	2,272
Telephone Support .....			120	103
Office Automation Support .....			673	578
Mobile and Portable Radio Support .....			264	227
<b>Total Support Staff Salaries and Benefits Costs</b>				<b>15,128</b>
<b>Total Salaries &amp; Benefits</b>				<b>98,441</b>
<b>Other Direct Operating Expenses</b>	<b>Note 2</b>			
Communication Centre .....			165	142
Operational Support .....			742	637
RHQ Municipal Support .....			148	127
Telephone .....			1,456	1,250
Mobile Radio Equipment Repairs & Maintenance .....			39	67
Office Automation - Uniform .....			2,603	2,234
Vehicle Usage .....			8,294	7,119
Detachment Supplies & Equipment .....			502	431
Uniform & Equipment .....			2,102	3,608
<b>Total Other Direct Operating Expenses</b>				<b>15,613</b>
<b>Total 2021 Reconciled Court Security Cost</b>				<b>\$ 114,055</b>
<b>Total OPP-Policed Properties</b>				5,965
<b>Cost Per Property</b>				<b>\$ 19.12</b>

## **OPP 2021 Reconciled Court Security Cost Summary**

### **Central Elgin M**

**Reconciled costs for the period January 1 to December 31, 2021**

#### **Notes:**

- 1) Full-time equivalents (FTEs) are based on staffing required to provide court security based on the 2021 activity levels and requirements determined by servicing detachment staff. The COVID pandemic restrictions may have significantly reduced the court security requirements for the municipality.  
Salary rates are based on weighted average rates for municipal detachment staffing by rank, level and classification. The 2021 salaries incorporate the January 1, 2021 general salary rate increases set in the 2019 to 2022 OPPA Uniform and Civilian Collective Agreements, (1.00% in January 2021 and 0.97% in July 2021 for Uniform and 1.00% for Civilian). The benefit rates are based on the most recent rates set by the Treasury Board Secretariat, (2021-2022).
- 2) Support Staff Costs and Other Direct Operating Expenses for uniform FTEs are calculated on a per FTE basis as per rates set in the 2020 Municipal Policing Cost-Recovery Formula.
- 3) The Municipality's remaining grant credit from the Ministry's 2022 Court Security Prisoner Transportation Grant Program is subject to an adjustment if the 2021 grant allocation is more than the 2021 reconciled costs.  
There was no information available about the status of 2023 Court Security Prisoner Transportation Grant Program at the time of the Annual Billing Statement preparation.

## OPP 2023 Annual Billing Statement

### Dutton Dunwich M

Estimated costs for the period January 1 to December 31, 2023

Please refer to [www.opp.ca](http://www.opp.ca) for 2023 Municipal Policing Billing General Information summary for further details.

			Cost per Property \$	Total Cost \$
<b>Base Service</b>	<b>Property Counts</b>			
	Household	1,709		
	Commercial and Industrial	75		
	Total Properties	<u>1,784</u>	165.66	295,541
<b>Calls for Service</b>	(see summaries)			
	Total all municipalities	178,576,909		
	Municipal portion	0.1534%	153.56	273,945
<b>Overtime</b>	(see notes)		15.04	26,823
<b>Prisoner Transportation</b>	(per property cost)		1.17	2,087
<b>Accommodation/Cleaning Services</b>	(per property cost)		<u>4.87</u>	<u>8,688</u>
<b>Total 2023 Estimated Cost</b>			<u><b>340.29</b></u>	<u><b>607,084</b></u>

This page intentionally left blank



## OPP 2021 Reconciled Year-End Summary

Dutton Dunwich M

Reconciled cost for the period January 1 to December 31, 2021

			<b>Cost per Property \$</b>	<b>Total Cost \$</b>
<b>Base Service</b>	<b>Property Counts</b>			
	Household	1,673		
	Commercial and Industrial	73		
	Total Properties	<u>1,746</u>	179.62	313,614
<b>Calls for Service</b>				
	Total all municipalities	170,324,197		
	Municipal portion	0.1472%	143.58	250,684
<b>Overtime</b>			24.32	42,454
<b>Prisoner Transportation</b>	(per property cost)		1.18	2,060
<b>Accommodation/Cleaning Services</b>	(per property cost)		4.75	8,294
<b>Total 2021 Reconciled Costs</b>			<u><b>353.44</b></u>	<u><b>617,106</b></u>

This page intentionally left blank

## OPP 2023 Annual Billing Statement

### Malahide Tp

Estimated costs for the period January 1 to December 31, 2023

Please refer to [www.opp.ca](http://www.opp.ca) for 2023 Municipal Policing Billing General Information summary for further details.

			<b>Cost per Property \$</b>	<b>Total Cost \$</b>
<b>Base Service</b>	<b>Property Counts</b>			
	Household	3,255		
	Commercial and Industrial	<u>176</u>		
	Total Properties	<u><u>3,431</u></u>	165.66	568,386
<b>Calls for Service</b>	(see summaries)			
	Total all municipalities	178,576,909		
	Municipal portion	0.2319%	120.68	414,040
<b>Overtime</b>	(see notes)		11.43	39,207
<b>Prisoner Transportation</b>	(per property cost)		1.17	4,014
<b>Accommodation/Cleaning Services</b>	(per property cost)		<u>4.87</u>	<u>16,709</u>
<b>Total 2023 Estimated Cost</b>			<u><u>303.81</u></u>	<u><u>1,042,356</u></u>

This page intentionally left blank

## OPP 2021 Reconciled Year-End Summary

### Malahide Tp

Reconciled cost for the period January 1 to December 31, 2021

			<b>Cost per Property \$</b>	<b>Total Cost \$</b>
<b>Base Service</b>	<b>Property Counts</b>			
	Household	3,231		
	Commercial and Industrial	175		
	Total Properties	<u>3,406</u>	179.62	611,781
<b>Calls for Service</b>				
	Total all municipalities	170,324,197		
	Municipal portion	0.2397%	119.84	408,189
<b>Overtime</b>			11.84	40,333
<b>Prisoner Transportation</b>	(per property cost)		1.18	4,019
<b>Accommodation/Cleaning Services</b>	(per property cost)		4.75	16,179
<b>Total 2021 Reconciled Costs</b>			<u><b>317.23</b></u>	<u><b>1,080,500</b></u>

This page intentionally left blank

## OPP 2023 Annual Billing Statement

### Southwold Tp

Estimated costs for the period January 1 to December 31, 2023

Please refer to [www.opp.ca](http://www.opp.ca) for 2023 Municipal Policing Billing General Information summary for further details.

			Cost per Property \$	Total Cost \$
<b>Base Service</b>	<b>Property Counts</b>			
	Household	1,821		
	Commercial and Industrial	67		
	Total Properties	1,888	165.66	312,770
<b>Calls for Service</b>	(see summaries)			
	Total all municipalities	178,576,909		
	Municipal portion	0.1789%	169.21	319,465
<b>Overtime</b>	(see notes)		11.76	22,203
<b>Prisoner Transportation</b>	(per property cost)		1.17	2,209
<b>Accommodation/Cleaning Services</b>	(per property cost)		4.87	9,195
<b>Total 2023 Estimated Cost</b>			<b>352.67</b>	<b>665,842</b>

This page intentionally left blank



## OPP 2021 Reconciled Year-End Summary

### Southwold Tp

Reconciled cost for the period January 1 to December 31, 2021

			<b>Cost per Property \$</b>	<b>Total Cost \$</b>
<b>Base Service</b>	<b>Property Counts</b>			
	Household	1,772		
	Commercial and Industrial	65		
	Total Properties	<u>1,837</u>	179.62	329,959
<b>Calls for Service</b>				
	Total all municipalities	170,324,197		
	Municipal portion	0.1701%	157.74	289,777
<b>Overtime</b>			14.38	26,414
<b>Prisoner Transportation</b>	(per property cost)		1.18	2,168
<b>Accommodation/Cleaning Services</b>	(per property cost)		<u>4.75</u>	<u>8,726</u>
<b>Total 2021 Reconciled Costs</b>			<u><b>357.67</b></u>	<u><b>657,044</b></u>

This page intentionally left blank

## OPP 2023 Annual Billing Statement

### West Elgin M

Estimated costs for the period January 1 to December 31, 2023

Please refer to [www.opp.ca](http://www.opp.ca) for 2023 Municipal Policing Billing General Information summary for further details.

			<b>Cost per Property \$</b>	<b>Total Cost \$</b>
<b>Base Service</b>	<b>Property Counts</b>			
	Household	2,969		
	Commercial and Industrial	<u>178</u>		
	Total Properties	<u><u>3,147</u></u>	165.66	521,338
<b>Calls for Service</b>	(see summaries)			
	Total all municipalities	178,576,909		
	Municipal portion	0.2014%	114.29	359,666
<b>Overtime</b>	(see notes)		10.59	33,326
<b>Prisoner Transportation</b>	(per property cost)		1.17	3,682
<b>Accommodation/Cleaning Services</b>	(per property cost)		<u>4.87</u>	<u>15,326</u>
<b>Total 2023 Estimated Cost</b>			<u><u>296.58</u></u>	<u><u>933,338</u></u>

This page intentionally left blank

## OPP 2021 Reconciled Year-End Summary

### West Elgin M

Reconciled cost for the period January 1 to December 31, 2021

			<b>Cost per Property \$</b>	<b>Total Cost \$</b>
<b>Base Service</b>	<b>Property Counts</b>			
	Household	2,978		
	Commercial and Industrial	179		
	Total Properties	<u>3,157</u>	179.62	567,056
<b>Calls for Service</b>				
	Total all municipalities	170,324,197		
	Municipal portion	0.2165%	116.79	368,700
<b>Overtime</b>			16.41	51,815
<b>Prisoner Transportation</b>	(per property cost)		1.18	3,725
<b>Accommodation/Cleaning Services</b>	(per property cost)		4.75	14,996
<b>Total 2021 Reconciled Costs</b>			<u><b>318.75</b></u>	<u><b>1,006,291</b></u>

This page intentionally left blank



## **REPORT TO ELGIN GROUP POLICE SERVICES BOARD**

**FROM:** Carolyn Krahn, Secretary-Administrator

**DATE:** November 16, 2022

**SUBJECT:** Elgin Group Police Services Board Municipal Member Appointments

---

### **RECOMMENDATION:**

THAT the report from the Secretary-Administrator, dated November 16, 2022, be received and filed.

---

### **INTRODUCTION:**

The purpose of this report is to provide the Elgin Group Police Services Board with an update regarding the appointments of new municipal representatives from Eastern Elgin, Central Elgin, and Western Elgin following the 2022 municipal election.


---

### **DISCUSSION:**

Municipal members are appointed to the Elgin Group Police Services Board for a three (3) year term as set out in the Elgin Group Police Services Board Governance and Procedural By-Law. The current municipal members were appointed in 2018 for a three (3) year term, and their appointments were extended for one (1) year or until the Ministry approved the new Board composition under the Community Safety and Policing Act (CSPA), 2022, whichever was earlier.

The CSPA did not come into effect in 2022 as originally anticipated, and the current appointments expire with the term of the Council that made the appointment, as set out in section 27(10.1) of the Police Services Act. The attached letters were sent from the Deputy Clerk to the member municipalities requesting that the Councils appoint new members to serve on the Elgin Group Police Services Board.

---



The elected representative from Eastern Elgin alternates between the Township of Malahide and the Municipality of Bayham. As the Municipality of Bayham appointed the current member, the next elected representative will be from the Township of Malahide. The community representative from Western Elgin is appointed jointly by the Township of Southwold, the Municipality of Dutton/Dunwich, and the Municipality of West Elgin. As the current representative was appointed by the Municipality of Dutton/Dunwich, the next representative will be appointed by the Municipality of West Elgin.

### **CONCLUSION:**

---

The Board would like to thank outgoing members – Dan Froese, Sally Martyn, and Ida McCallum – for their dedicated service to the Police Services Board over the past four (4) years; and we look forward to welcoming the new members at the first meeting of the PSB in 2023.

All of which is Respectfully Submitted

Carolyn Krahn

Secretary-Administrator

Manager of Economic Development and Strategic  
Initiatives, County of Elgin





Paul Shipway, Chief Administrative Officer/Clerk  
Municipality of Central Elgin  
450 Sunset Drive  
St. Thomas, ON N5R 5V1

November 10, 2022

Dear Mr. Shipway,

On behalf of the Elgin Group Police Services Board ("PSB"), I am writing to request that Central Elgin Council appoint by resolution an elected representative from the Municipality of Central Elgin to the PSB following the municipal election. Please refer to the attached sample council resolution.

In accordance with Section 27(5) of the Police Services Act and the Elgin Group Police Services Board Governance and Procedural By-Law, the Board shall consist of five (5) members:

- (a) one (1) elected representative appointed by resolution from Eastern Elgin, alternating every 3 years between the Township of Malahide and the Municipality of Bayham;
- (b) one (1) elected representative appointed by resolution of the Council of the Municipality of Central Elgin for a 3-year term;
- (c) one (1) community representative from Western Elgin, appointed by resolution jointly by the Township of Southwold, the Municipality of Dutton/Dunwich and the Municipality of West Elgin for a 3-year term; and
- (d) two (2) persons appointed by the Lieutenant Governor In Council.

Under the Community Safety and Policing Act (CSPA), 2022, Section 10 municipalities were required to submit a proposal indicating the preferred composition for a new OPP detachment board. On behalf of the Elgin Group municipalities, the Secretary/Administrator applied for status quo board composition in June 2021. Once the Act comes into effect and the Ministry approves the board composition, the Elgin Group Polices Services Board will be dissolved, and a new board will be established.

Although we anticipate hearing from the Ministry soon, the current Board structure will

remain in place until that time. The appointment of the elected representative from the Municipality of Central will be for a three (3) year term or until such time that the Ministry approves the new Board composition. At that time, the Board will dissolve; a new Board will be formed; and new representatives will be appointed.

Letters have also been sent to the Municipality of Bayham and the Township of Malahide as well as the Township of Southwold, Municipality of Dutton/Dunwich and Municipality of West Elgin requesting that new appointments be made for the elected representative from Eastern Elgin and the community representative from Western Elgin.

I respectfully ask that you provide me with written confirmation of the appointment once it is made. If you have any questions, do not hesitate to contact me directly.


Yours very truly,

Jenna Fentie  
Manager of Administrative Services/Deputy Clerk

cc: Julie Gonyou, Chief Administrative Officer/Clerk – County of Elgin  
Carolyn Krahn, Secretary/Administrator – Elgin Group Police Services Board  
Elgin Group Police Services Board

## **SAMPLE COUNCIL RESOLUTION**

THAT the Council of the Municipality of Central Elgin appoints \_\_\_\_\_  
to the Elgin Group Police Services Board as the elected representative from the  
Municipality of Central Elgin for a three (3) year term ending December 31, 2025 or  
until such time that the Ministry approves the new Board composition under the  
Community Safety and Policing Act (CSPA), 2022, whichever is earlier.



Allison Adams, Manager of Legislative Services/Clerk  
Township of Malahide  
87 John Street South  
Aylmer, ON N5H 2C3

November 10, 2022

Dear Ms. Adams,

On behalf of the Elgin Group Police Services Board ("PSB"), I am writing to request that Malahide Council appoint by resolution an elected representative from the Township of Malahide to the PSB following the municipal election. Please refer to the attached sample council resolution.

In accordance with Section 27(5) of the Police Services Act and the Elgin Group Police Services Board Governance and Procedural By-Law, the Board shall consist of five (5) members:

- (a) one (1) elected representative appointed by resolution from Eastern Elgin, alternating every 3 years between the Township of Malahide and the Municipality of Bayham;
- (b) one (1) elected representative appointed by resolution of the Council of the Municipality of Central Elgin for a 3-year term;
- (c) one (1) community representative from Western Elgin, appointed by resolution jointly by the Township of Southwold, the Municipality of Dutton/Dunwich and the Municipality of West Elgin for a 3-year term; and
- (d) two (2) persons appointed by the Lieutenant Governor In Council.

Under the Community Safety and Policing Act (CSPA), 2022, Section 10 municipalities were required to submit a proposal indicating the preferred composition for a new OPP detachment board. On behalf of the Elgin Group municipalities, the Secretary/Administrator applied for status quo board composition in June 2021. Once the Act comes into effect and the Ministry approves the board composition, the Elgin Group Polices Services Board will be dissolved, and a new board will be established.

Although we anticipate hearing from the Ministry soon, the current Board structure will

remain in place until that time. The appointment of the elected representative from the Township of Malahide will be for a three (3) year term or until such time that the Ministry approves the new Board composition. At that time, the Board will dissolve; a new Board will be formed; and new representatives will be appointed.

Please note that a letter will be sent to the Municipality of Bayham requesting that they endorse the appointment of the elected representative from Malahide. Letters have also been sent to the Municipality of Central Elgin and the Township of Southwold, Municipality of Dutton/Dunwich and Municipality of West Elgin requesting that new appointments be made for the elected representative from Central Elgin and the community representative from Western Elgin.

I respectfully ask that you provide me with written confirmation of the appointment once it is made. If you have any questions, do not hesitate to contact me directly.

Yours very truly,

Jenna Fentie  
Manager of Administrative Services/Deputy Clerk

cc: Julie Gonyou, Chief Administrative Officer/Clerk – County of Elgin  
Carolyn Krahn, Secretary/Administrator – Elgin Group Police Services Board  
Elgin Group Police Services Board  
Municipality of Bayham

### **SAMPLE COUNCIL RESOLUTION**

THAT the Council of the Township of Malahide appoints \_\_\_\_\_  
to the Elgin Group Police Services Board as the elected representative from Eastern  
Elgin for a three (3) year term ending December 31, 2025 or until such time that the  
Ministry approves the new Board composition under the Community Safety and  
Policing Act (CSPA), 2022, whichever is earlier.

Jana Nethercott, Clerk  
Municipality of West Elgin  
22413 Hoskins Line  
Rodney, ON N0L 2C0

November 10, 2022

Dear Ms. Nethercott,

On behalf of the Elgin Group Police Services Board ("PSB"), I am writing to request that West Elgin Council appoint by resolution a community representative from Western Elgin to the PSB following the municipal election. Please refer to the attached sample council resolution.

In accordance with Section 27(5) of the Police Services Act and the Elgin Group Police Services Board Governance and Procedural By-Law, the Board shall consist of five (5) members:

- (a) one (1) elected representative appointed by resolution from Eastern Elgin, alternating every 3 years between the Township of Malahide and the Municipality of Bayham;
- (b) one (1) elected representative appointed by resolution of the Council of the Municipality of Central Elgin for a 3-year term;
- (c) one (1) community representative from Western Elgin, appointed by resolution jointly by the Township of Southwold, the Municipality of Dutton/Dunwich and the Municipality of West Elgin for a 3-year term; and
- (d) two (2) persons appointed by the Lieutenant Governor In Council.

Under the Community Safety and Policing Act (CSPA), 2022, Section 10 municipalities were required to submit a proposal indicating the preferred composition for a new OPP detachment board. On behalf of the Elgin Group municipalities, the Secretary/Administrator applied for status quo board composition in June 2021. Once the Act comes into effect and the Ministry approves the board composition, the Elgin Group Polices Services Board will be dissolved, and a new board will be established.

Although we anticipate hearing from the Ministry soon, the current Board structure will

remain in place until that time. The appointment of the elected representative from the Western Elgin will be for a three (3) year term or until such time that the Ministry approves the new Board composition. At that time, the Board will dissolve; a new Board will be formed; and new representatives will be appointed.

Please note that a letter will be sent to the Township of Southwold and the Municipality of Dutton Dunwich requesting that they endorse the appointment of the community representative from Western Elgin. Letters have also been sent to the Municipality of Bayham and the Township of Malahide as well as the Municipality of Central Elgin requesting that new appointments be made for the elected representatives from Eastern Elgin and Central Elgin.

I respectfully ask that you provide me with written confirmation of the appointment once it is made. If you have any questions, do not hesitate to contact me directly.

Yours very truly,

Jenna Fentie  
Manager of Administrative Services/Deputy Clerk

cc: Julie Gonyou, Chief Administrative Officer/Clerk – County of Elgin  
Carolyn Krahn, Secretary/Administrator – Elgin Group Police Services Board  
Elgin Group Police Services Board  
Municipality of Dutton Dunwich  
Township of Southwold



## **SAMPLE COUNCIL RESOLUTION**

THAT the Council of the Municipality of West Elgin appoints \_\_\_\_\_ to the Elgin Group Police Services Board as the community representative from Western Elgin for a three (3) year term ending December 31, 2025 or until such time that the Ministry approves the new Board composition under the Community Safety and Policing Act (CSPA), 2022, whichever is earlier.

**Police Services Board Report for The Elgin Group Police Services Board**  
2022/Jul to 2022/Sep

<b>Public Complaints</b>	
Policy	1
Service	0
Conduct	4

**Date information collected from Professional Standards Bureau Commander Reports:** 2022-11-18

**Data Source**

Ontario Provincial Police, Professional Standards Bureau Commander Reports

- Includes all public policy, service and conduct complaints submitted to the Office of the Independent Police Review Director (OIPRD)

<b>Secondary Employment</b>
-----------------------------

<b>Intelligence Led Policing - Crime Abatement Strategy</b>	
Number of Offenders in Program	14
Number of Offenders Charged	2
Number of Charges Laid	9
Number of Checks Performed	2

**Date information was collected from Records Management System:** 2022-11-18

<b>Daily Activity Reporting Patrol Hours</b>	
<b>Total Hours</b>	<b>2022/Jul to 2022/Sep</b>
Number of Cruiser Patrol Hours	2,482.25
Number of Motorcycle Patrol Hours	92.50
Number of Marine Patrol Hours	387.00
Number of ATV Patrol Hours	0.00
Number of Snowmobile Patrol Hours	0.00
Number of Bicycle Patrol Hours	5.50
Number of Foot Patrol Hours	100.50
Number of School Patrol Hours	2.50

**Data source (Daily Activity Reporting System) date:** 2022/11/14

<b>Staffing Updates</b>	
Transfers:	P/C Luke McLean transferred to the Elgin County (St. Thomas) Detachment from the Oxford Detachment.
Promotions:	N/A
Awards:	N/A
Recognition:	Several Elgin County members were recognized locally with Regional Commander's Challenge Coins for "Serving with Pride, Professionalism, and Honour."

<b>Detachment Initiatives</b>
-------------------------------

**Detachment:** 6P - ELGIN COUNTY

**Location code(s):** 6P00 - ELGIN COUNTY, 6P10 - DUTTON, 6P30 - CHATHAM-KENT

**Report Generated by:**

Loucas, Mark

**Report Generated on:**

Nov 18, 2022 12:31:30 PM

PP-CSC-Operational Planning-4300

**Police Services Board Report for The Elgin Group Police Services Board**  
**2022/Jul to 2022/Sep**

Number of Targeted Media Releases:	Several targeted media releases notifying the public of significant Elgin County investigations were sent during this reporting period.
Crime and Traffic Campaigns/Initiatives:	The Canada Day Week, Operation Safe Driver, Civic Day Long Weekend, and the Labour Day Weekend Traffic Safety Initiatives were completed during this quarter.
Public Education Campaigns:	Public Education campaigns were conducted in accordance with the provincial traffic safety campaigns.

**Detachment:** 6P - ELGIN COUNTY

**Location code(s):** 6P00 - ELGIN COUNTY, 6P10 - DUTTON, 6P30 - CHATHAM-KENT

**Report Generated by:**

Loucas, Mark

**Report Generated on:**

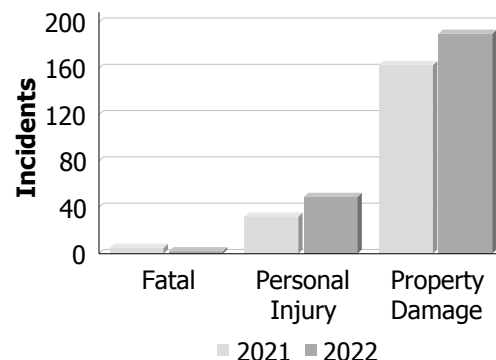
Nov 18, 2022 12:31:30 PM

PP-CSC-Operational Planning-4300

**Police Services Board Report for The Elgin Group Police Services Board**  
**Collision Reporting System**  
**July to September - 2022**

**Motor Vehicle Collisions by Type**

Incidents	July to September			Year to Date - September		
	2021	2022	% Change	2021	2022	% Change
Fatal	5	2	-60.0%	6	5	-16.7%
Personal Injury	32	49	53.1%	87	109	25.3%
Property Damage	163	190	16.6%	500	651	30.2%
<b>Total</b>	<b>200</b>	<b>241</b>	<b>20.5%</b>	<b>593</b>	<b>765</b>	<b>29.0%</b>



**Fatalities in Detachment Area**

Incidents		July to September			Year to Date - September		
		2021	2022	% Change	2021	2022	% Change
Motor Vehicle Collision	Fatal Incidents	5	2	-60.0%	6	5	-16.7%
	Alcohol Related	0	0	--	0	0	--
Off-Road Vehicle	Fatal Incidents	0	0	--	0	0	--
	Alcohol Related	0	0	--	0	0	--
Motorized Snow Vehicle	Fatal Incidents	0	0	--	0	0	--
	Alcohol Related	0	0	--	0	0	--

Persons Killed		July to September			Year to Date - September		
		2021	2022	% Change	2021	2022	% Change
Motor Vehicle Collision		5	2	-60.0%	6	5	-16.7%
Off-Road Vehicle		0	0	--	0	0	--
Motorized Snow Vehicle		0	0	--	0	0	--

**Primary Causal Factors in Fatal Motor Vehicle Collisions**

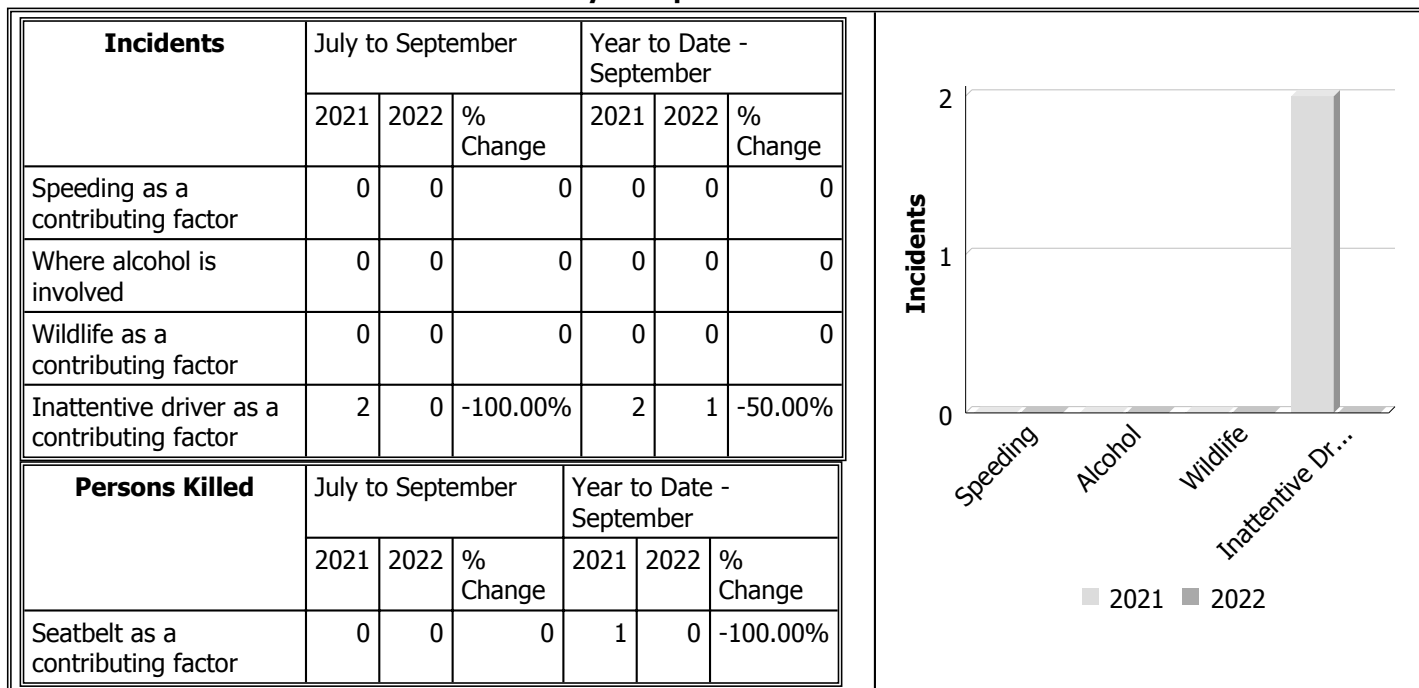
**Detachment:** 6P - ELGIN COUNTY

**Data source date:**  
2022/11/17

**Report Generated by:**  
Loucas, Mark

**Report Generated on:**  
Nov 18, 2022 1:15:46 PM  
PP-CSC-Operational Planning-4300

**Police Services Board Report for The Elgin Group Police Services Board**  
**Collision Reporting System**  
**July to September - 2022**



**Data Utilized**

- SQL online application reporting system – OPP CRS 2.3.09
- Collision Reporting System Business Intelligence Cube

**Detachment:** 6P - ELGIN COUNTY

**Data source date:**  
2022/11/17

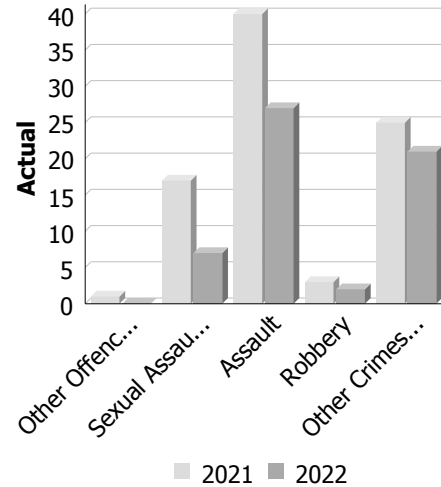
**Report Generated by:**  
Loucas, Mark

**Report Generated on:**  
Nov 18, 2022 1:15:46 PM  
PP-CSC-Operational Planning-4300

**Police Services Board Report for The Elgin Group Police Services Board**  
**Records Management System**  
**July to September - 2022**

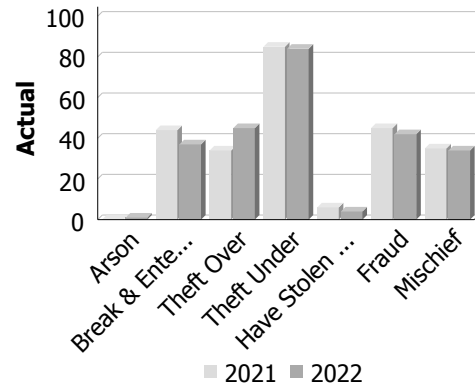
**Violent Crime**

Actual	July to September			Year to Date - September		
	2021	2022	% Change	2021	2022	% Change
Murder	0	0	--	1	1	0.0%
Other Offences Causing Death	1	0	-100.0%	1	0	-100.0%
Attempted Murder	0	0	--	0	0	--
Sexual Assault	17	7	-58.8%	34	21	-38.2%
Assault	40	27	-32.5%	115	94	-18.3%
Abduction	0	0	--	1	0	-100.0%
Robbery	3	2	-33.3%	3	3	0.0%
Other Crimes Against a Person	25	21	-16.0%	53	53	0.0%
<b>Total</b>	<b>86</b>	<b>57</b>	<b>-33.7%</b>	<b>208</b>	<b>172</b>	<b>-17.3%</b>



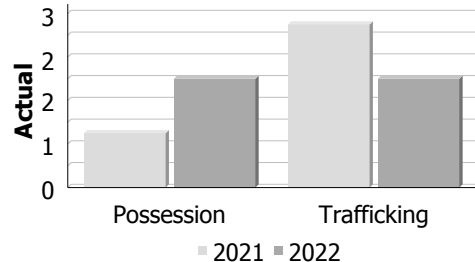
**Property Crime**

Actual	July to September			Year to Date - September		
	2021	2022	% Change	2021	2022	% Change
Arson	0	1	--	0	1	--
Break & Enter	44	37	-15.9%	92	89	-3.3%
Theft Over	34	45	32.4%	81	97	19.8%
Theft Under	85	84	-1.2%	168	171	1.8%
Have Stolen Goods	6	4	-33.3%	21	12	-42.9%
Fraud	45	42	-6.7%	113	135	19.5%
Mischief	35	34	-2.9%	102	86	-15.7%
<b>Total</b>	<b>249</b>	<b>247</b>	<b>-0.8%</b>	<b>577</b>	<b>591</b>	<b>2.4%</b>



**Drug Crime**

Actual	July to September			Year to Date - September		
	2021	2022	% Change	2021	2022	% Change
Possession	1	2	100.0%	5	4	-20.0%
Trafficking	3	2	-33.3%	8	10	25.0%
Importation and Production	0	0	--	0	0	--
<b>Total</b>	<b>4</b>	<b>4</b>	<b>0.0%</b>	<b>13</b>	<b>14</b>	<b>7.7%</b>



**Detachment:** 6P - ELGIN COUNTY

**Data source date:**  
2022/11/12

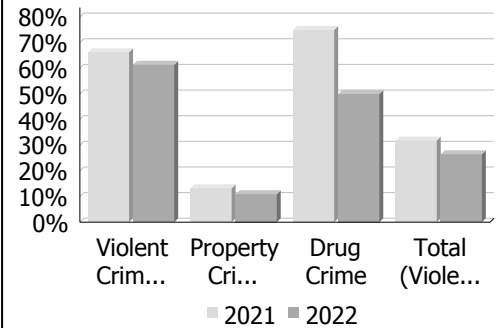
**Report Generated by:**  
Loucas, Mark

**Report Generated on:**  
Nov 18, 2022 1:17:51 PM  
PP-CSC-Operational Planning-4300

**Police Services Board Report for The Elgin Group Police Services Board**  
**Records Management System**  
**July to September - 2022**

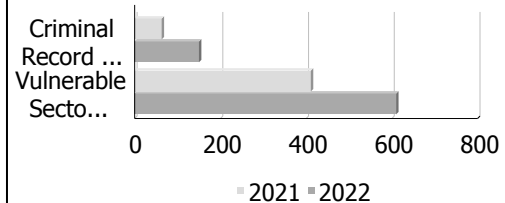
**Clearance Rate**

Clearance Rate	July to September			Year to Date - September		
	2021	2022	Difference	2021	2022	Difference
Violent Crime	66.3%	61.4%	-4.9%	64.4%	72.1%	7.7%
Property Crime	13.2%	10.9%	-2.3%	17.2%	9.6%	-7.5%
Drug Crime	75.0%	50.0%	-25.0%	76.9%	57.1%	-19.8%
<b>Total (Violent, Property &amp; Drug)</b>	<b>31.9%</b>	<b>26.5%</b>	<b>-5.4%</b>	<b>34.9%</b>	<b>28.5%</b>	<b>-6.4%</b>



**Criminal Record and Vulnerable Sector Screening Checks**

Actual	July to September			Year to Date - September		
	2021	2022	% Change	2021	2022	% Change
Criminal Record Checks	63	150	138.1%	243	372	53.1%
Vulnerable Sector Screening Checks	411	610	48.4%	917	1,844	101.1%



Data contained within this report is dynamic in nature and numbers will change over time as the Ontario Provincial Police continue to investigate and solve crime.

**Data Utilized**

- Major Crimes
- Niche RMS All Offence Level Business Intelligence Cube

**Detachment:** 6P - ELGIN COUNTY

**Data source date:**  
2022/11/12

**Report Generated by:**  
Loucas, Mark

**Report Generated on:**  
Nov 18, 2022 1:17:51 PM  
PP-CSC-Operational Planning-4300

Municipality of  
**BAYHAM**

A: P.O. Box 160, 56169 Heritage Line  
Straffordville, ON N0J 1Y0

T: 519-866-5521

F: 519-866-3884

E: [bayham@bayham.on.ca](mailto:bayham@bayham.on.ca)

W: [www.bayham.on.ca](http://www.bayham.on.ca)



---

October 12, 2022

Elgin Group Police Services Board  
Carolyn Krahn – Secretary/Administrator  
450 Sunset Drive  
St. Thomas, ON N5R 5V1

Via email: [ckrahn@ELGIN.ca](mailto:ckrahn@ELGIN.ca)

**Re: Rural Speed Enforcement**

---

At the October 6, 2022 Bayham Regular Meeting of Council, correspondence was received from the Municipality of Gray Highlands re Increased Speeding Fines – document attached hereto. The following resolution was passed:

**THAT** items 13.1.1 A – E be received for information;

**AND THAT** Council support item 13.1.1 E;

**AND THAT** the Council of The Corporation of the Municipality of Bayham recommend to the Elgin Group Police Services Board that methods for increased rural speed enforcement be investigated and strongly considered.

If you have any questions or concerns, please contact the undersigned.

Regards,

A handwritten signature in blue ink, appearing to read 'Meagan Elliott', is written over a light blue circular stamp.

Meagan Elliott  
Deputy Clerk  
[melliott@bayham.on.ca](mailto:melliott@bayham.on.ca)



September 26, 2022

Ministry of the Solicitor General  
Hon. Michael Kerzner  
25 Grosvenor Street  
Toronto, ON M7A 1Y6

Sent via email: Michael.kerzner@ontario.ca

Hon. Minister Kerzner:

Re: Grey Highlands Municipal Resolution 2022-571 re: Increased Speeding Fines

Please be advised that the following resolution was passed at the September 7, 2022 meeting of the Council of the Municipality of Grey Highlands.

**2022-571**

**Dane Nielsen, Danielle Valiquette**

**Whereas speeding has become a growing concern on our residential streets; and**

**Whereas the culture of driver's is that 20 km/h over the speed limit is considered normal; and**

**Whereas the fines for street racing have increased significantly and we have seen a reduction in number of charges laid; and**

**Whereas the fines for other speed infractions have remained unchanged; now Therefore be it resolved that the municipality of Grey Highlands lobby the Ministry of the Solicitor General to increase the fines for all levels of speeding; and**

**That this motion be sent to AMO, ROMA, and all municipalities of Ontario to garner support.**

**CARRIED.**

If you require anything further, please contact this office.

Sincerely,



Raylene Martell  
Director of Legislative Services/Municipal Clerk  
Municipality of Grey Highlands

Cc: Association of Municipalities of Ontario  
Rural Ontario Municipalities  
All Ontario Municipalities

## WOUNDED WARRIORS CANADA

Battlefield Bike Ride Ortona 80



#INTHISTOGETHER

ELGIN COUNTY PSB

Dear Sir/Madam,

My name is Inspector Brad Fishleigh, and I am a 17-year veteran of the Canadian Forces and recently retired after serving 28 years with the Ontario Provincial Police, most recently as the Detachment Commander of Elgin County OPP. I am an avid cyclist and have participated in many charity rides including riding for Wounded Warriors of Canada. This year I have registered to ride the Battlefield Bike Ride Ortona 80 commemorating the Canadian contribution to the Italian Campaign in WW II. The ride will take place from June 11 to June 16, 2023, on the Adriatic coast of Italy covering more than 400km of riding. The battlefield bike rides are one of the main fundraising events for Wounded Warriors.

Wounded Warriors Canada provides a range of clinically facilitated programs specifically developed to support the unique needs of Veterans, First Responders, and their families.

As a veteran and Commander with the OPP, I have personally witnessed the success of their programs through friends and co-workers that have participated in those programs. The value of their programs cannot be overstated and their impact to those that provide service to our country, our provinces, and our municipalities is immeasurable.

As a participant in the Battlefield Bike Ride my goal is to raise \$6000.00 for Wounded Warriors. I will be paying all my own expenses so all of your donation will go directly to Wounded Warriors. Your donation is tax deductible, and I am available if you would like to photograph a presentation to recognize your contribution.

For more information on the ride or Wounded Warriors you can visit their website at [woundedwarriors.ca](http://woundedwarriors.ca)

Please feel free to contact me directly with any questions you may have. I look forward to speaking with you.

Thank-you for your consideration.

Sincerely,

Bradley Fishleigh

[Brad.fishleigh60@gmail.com](mailto:Brad.fishleigh60@gmail.com)

519 317-2223





**Solicitor General**

Office of the Solicitor General

25 Grosvenor Street, 18<sup>th</sup> Floor  
Toronto ON M7A 1Y6  
Tel: 416 326-5000  
Toll Free: 1-866-517-0571  
[SOLGEN.Input@Ontario.ca](mailto:SOLGEN.Input@Ontario.ca)

**Solliciteur général**

Bureau du solliciteur général

25, rue Grosvenor, 18<sup>e</sup> étage  
Toronto ON M7A 1Y6  
Tél. : 416 326-5000  
Sans frais : 1-866-517-0571  
[SOLGEN.Input@Ontario.ca](mailto:SOLGEN.Input@Ontario.ca)

**DATE:**

October 04, 2022

**MEMORANDUM****TO:**

Heads of Council and First Nations Chiefs

**SUBJECT:**Update - Community Safety and Policing Act, 2019 and OPP  
Detachment Boards

Good afternoon,

I am writing to share an update on the Community Safety and Policing Act, 2019 (CSPA) and the new Ontario Provincial Police (OPP) detachment board framework under the CSPA.

For municipalities and First Nations receiving OPP policing services, detachment boards will replace current police services boards and Community Safety Advisory Committees, expanding opportunities for civilian input on local OPP policing and encouraging a coordinated and collaborative approach to community safety. In spring 2021, the Ministry of the Solicitor General (the ministry) requested that these communities work together to develop proposals for the composition of their detachment boards, based on minimum requirements provided by the ministry. I would like to thank you for your work on the proposals to date.

The ministry is working towards an in force date for the CSPA between fall 2023 and winter 2024. The in-force window will narrow and be communicated to stakeholders, partners, and First Nations over the coming months. We understand that municipalities and First Nations require time to plan for implementation of OPP detachment boards and will work to ensure that sufficient time is provided between proclamation and the in-force date of the CSPA.

At this time, we are working to finalize proposed compositions for OPP detachment boards by **November 30, 2022**. Our team will be following up in the coming days with respect to the status of proposals and any related questions.

If you have any questions or concerns, please contact Joanna Reading, Team Lead, Public Safety and Policing Policy at [Joanna.Reading@Ontario.ca](mailto:Joanna.Reading@Ontario.ca).

Kind Regards,

Sarah Caldwell  
A/Assistant Deputy Minister  
Strategic Policy, Research and Innovation Division  
Ministry of the Solicitor General

**From:** Davis, Linda (OPP) <[Linda.Davis@opp.ca](mailto:Linda.Davis@opp.ca)>

**Sent:** October 6, 2022 11:18 AM

**Subject:** OPP Update - Police Services Board Survey - Thank-you

This email originated from outside of your organization. Do not click links or open attachments unless you recognize the sender and know the content is safe.

Thank-you to all of the OPP-policed municipalities that responded to the survey intended to gather input on what metrics/information would be of value to support the development of goals and objectives and decision making. The survey was distributed to 117 Police Services Boards across the province in June 2022. We are very pleased to report that we experienced a 91% response rate (incomplete surveys were excluded from analysis.)

A preliminary review of responses aligned with our expectations and reflected common themes expressed by Police Services Boards related to the information that would be of value. We are currently assessing and analyzing the results received to determine our next steps. We commit to sharing more detailed findings with our Regions, Detachment Commanders and Police Services Boards as they become available.

Regards,

*Linda Davis*

Business Planner  
Strategy Management Unit  
Corporate Communications & Strategy Management Bureau  
(705) 329-7567 office  
(705) 330-6195 cell  
[Linda.davis@opp.ca](mailto:Linda.davis@opp.ca)

## POLICE SERVICES BOARD

September 22<sup>nd</sup>, 2022

To All Ontario Police Services Boards:

The Municipality of East Ferris Police Services Board is concerned that not enough is being done to protect children getting on and off school buses. Since the beginning of the 2022 school year, all school buses operating in Ontario have been equipped with a new eight-light amber light system, as well as text added to the back of the bus to remind drivers not to pass when the red lights are flashing. These changes are all intended to help drivers do the right thing. Unfortunately, the results since the beginning of this school year show no change in driver behavior. The East Ferris Police Services Board is convinced we must now proceed with the addition of the third component of the school bus safety program: camera equipped stop arms to ensure safety compliance.

A recent study by Nipissing-Parry Sound Student Transportation Services regarding illegal school bus passing found 552 incidents for the school year 2021 / 22 or 2.95 per school day. As part of the "Let's Remember Adam" campaign in the Municipality of East Ferris, illegal passing noted in the first three weeks of the 2022 / 23 school year by buses carrying East Ferris children shows no change in driver behavior. Therefore, it is time to move to Step 3: mandatory installation of cameras on all school buses. For change to happen, education plus enforcement are needed. The East Ferris Police Services Board is asking all Police Services Boards, given their mandate to ensure safety and well-being, to bring forward to their next Police Services Board Meeting the following resolution to adopt and circulate to the appropriate parties in their area.

*WHEREAS in Ontario it is unlawful for a stopped school bus to fail to stop when the red overhead lights or the stop arm is activated, and*

*WHEREAS, an eight-light yellow and red light system and education campaign to encourage drivers to stop is now in place in Ontario, and*

*WHEREAS data collected to date by the East Ferris Police Services Board indicates that there has been no change in driver habits since the beginning of the 2022 school year; and*  
*WHEREAS over 837,000 students travel in a school vehicle in Ontario each school day; and*

*WHEREAS the East Ferris Police Services Board believes that school buses should be as safe as possible and that safety standards should be higher than they are;*

*THEREFORE BE IT RESOLVED that the Police Services Board of the Municipality of East Ferris request the Attorney General of Ontario to enforce laws that protect students by prohibiting drivers from passing a school bus when dropping off or picking up passengers.*

*FURTHER, that the Attorney General request that the appropriate provincial government officials review recent proposed changes to school bus regulations by Transport Canada regarding required equipment, including:*

- Infraction cameras*
- Extended stop sign arms*
- 360 degree exterior cameras*

*FURTHER, that the Attorney General examine the application of camera and fine collection technologies similar to those used on electronically controlled toll highways to ensure that no offending driver is excluded from the law.*

*FURTHER, that a copy of this resolution be forwarded to Nipissing MPP Vic Fedeli, local school boards and the Ontario Good Roads Association.*

In closing, the Municipality of East Ferris Police Services Board wish to thank you for your support on this matter.

Regards,

*Pauline Rochefort*  
Pauline Rochefort, Chair  
East Ferris Police Services Board