

**ELGIN GROUP POLICE SERVICES BOARD**  
**Wednesday, October 21, 2020, 2:00 p.m.**

**Table of Contents**

I.	Agenda – October 21, 2020.....	2
II.	Minutes from August 26, 2020 Meeting .....	3
III.	Financial Analysis for 2021.....	9
	Letter from the Municipal Policing Bureau	
	OPP 2021 Annual Billing Statement	
	2021 Annual Billing Statement Analysis by Category	
	2021 Annual Billing Statement Analysis by Municipality	
	Police Services Board Budget	
IV.	Detachment Commander’s Quarterly Report.....	61
V.	Letter from the County of Elgin to the Minister of Health.....	66
VI.	Letter from the County of Elgin regarding Off-Road Vehicles on County Roads..	72

**AGENDA  
ELGIN GROUP POLICE SERVICES BOARD**

**Wednesday, October 21, 2020  
2:00 p.m.**

**Elgin County Detachment Boardroom  
42696 John Wise Line  
St. Thomas, Ontario**

**Call to Order** Chair Sally Martyn shall preside.

**Adoption of Minutes from August 26, 2020 Meeting** (ATTACHED)

**Disclosure of Pecuniary Interest and the General Nature Thereof**

**Reports** (ATTACHED)

- 1) Mathew Waite (Financial Analyst) – Financial Analysis for 2021.
- 2) Julie Gonyou (Recording Secretary) – Electronic Participation in Elgin Group Police Services Board Meetings (to be distributed at meeting).
- 3) Detachment Commander's Quarterly Report.

**Correspondence** (ATTACHED)

- 1) Letter from the County of Elgin to the Minister of Health regarding Cannabis operations in Southwestern Ontario.
- 2) Letter from the County of Elgin regarding Off-Road Vehicles on Elgin County Roads.

**Other Items**

**New Business**

**Closed Session Items**

- 1) *Municipal Act Section 239 (2) (b) personal matters about an identifiable individual, including municipal or local board employees, Detachment Commander Recruitment.*

**Adjournment**

**Next Meeting** : To be determined

**Draft Minutes**  
**ELGIN GROUP POLICE SERVICES BOARD**  
**August 26, 2020**

The Elgin Group Police Services Board met in the Community Room at the Elgin County Detachment Office, 42696 John Wise Line with the following in attendance:

Sally Martyn, Chair  
Ida McCallum, Vice-Chair  
Dan Froese, Board Member  
Trudy Kanellis, Provincial Member  
Mike Butler, Acting Inspector  
Jeff McNorgan, Staff Sergeant  
Julie Gonyou, Secretary/Administrator  
Jim Bundschuh, Director of Financial Services, Elgin County  
Mathew Waite, Financial Analyst, Elgin County  
Carolyn Krahn, Recording Secretary

**Call to Order:**

The Chair called the meeting to order at 2:00 p.m.

**Adoption of Minutes:**

Moved by: Ida McCallum  
Seconded by: Dan Froese

Resolved that the minutes of the meeting held on June 24, 2020 be adopted.

**Recorded Vote**

	<b>Yes</b>	<b>No</b>
Vice-Chair Ida McCallum	Yes	
Dan Froese	Yes	
Trudy Kanellis	Yes	
Chair Sally Martyn	Yes	
	4	0

- Motion Carried.

**Disclosure of Pecuniary Interest and the General Nature Thereof:**

None.

## **Reports:**

### **1) Insurance Renewal**

The Director of Financial Services provided an update on the Police Services Board Insurance Policy. The current Frank Cowan policy expires on September 15, 2020. JLT has offered a policy with a \$25 million liability limit at a cost of \$7,800. For the same amount of coverage, the cost with Frank Cowan would be \$10,581.

Moved by: Ida McCallum  
Seconded by: Dan Froese

RESOLVED THAT the August 21, 2020, report titled, Insurance Renewal, submitted by the Director of Financial Services, be received and filed for information; and,

THAT the JLT policy with a \$25 million liability limit at a cost of \$7,800 be chosen for the new insurance term beginning September 15, 2020.

#### **Recorded Vote**

	<b>Yes</b>	<b>No</b>
Vice-Chair Ida McCallum	Yes	
Dan Froese	Yes	
Trudy Kanellis	Yes	
Chair Sally Martyn	Yes	
	4	0

- Motion Carried.

### **Introduction of New Member – Oath of Office**

The Secretary/Administrator administered the Oath of Office to the new member of the Elgin Group Police Services Board: David Jenkins.

## **Reports (continued):**

### **2) Community Safety and Well-Being Update**

The Legislative Coordinator presented an update on the Community Safety and Well-Being planning process. Work on the plan has continued throughout the pandemic, and a survey with the general public is currently underway. The survey will collect information about the public's perceptions regarding community safety and well-being. There has been a good response so far, and the survey will remain open until the beginning of September.

Moved by: Dan Froese  
Seconded by: Trudy Kanellis

RESOLVED THAT the August 19, 2020, report titled, Community Safety and Well-Being Update, submitted by the Secretary/Administrator and Legislative Coordinator, be received and filed for information.

**Recorded Vote**

	<b>Yes</b>	<b>No</b>
Vice-Chair Ida McCallum	Yes	
Dan Froese	Yes	
Trudy Kanellis	Yes	
David Jenkins	Yes	
Chair Sally Martyn	Yes	
	5	0

- Motion Carried.

3) 2020 Budget Presentation

The Financial Analyst provided a high-level overview of the 2020 Police Services Board Budget as well as information on the 2020 OPP Annual Billing Statement.

Moved by: Trudy Kanellis  
Seconded by: Dave Jenkins

RESOLVED THAT the August 26, 2020, presentation titled, 2020 Budget, submitted by the Financial Analyst, be received and filed for information.

**Recorded Vote**

	<b>Yes</b>	<b>No</b>
Vice-Chair Ida McCallum	Yes	
Dan Froese	Yes	
Trudy Kanellis	Yes	
David Jenkins	Yes	
Chair Sally Martyn	Yes	
	5	0

- Motion Carried.

4) Detachment Commander's Quarterly Report

The Detachment Commander presented the quarterly information report for April – June 2020 and discussed traffic initiatives; violent, property, and drug crime statistics;

and collision statistics for this period. The Detachment Commander also presented a video series on OPP funding.

Moved by: Ida McCallum  
Seconded by: Trudy Kanellis

Resolved that the report be received and filed.

**Recorded Vote**

	<b>Yes</b>	<b>No</b>
Vice-Chair Ida McCallum	Yes	
Dan Froese	Yes	
Trudy Kanellis	Yes	
David Jenkins	Yes	
Chair Sally Martyn	Yes	
	5	0

- Motion Carried.

**Correspondence:**

1) Letter from Brian Lima, Director of Engineering Services for the County of Elgin, regarding the evaluation of deer crossing warning signs on county roads.

2) Letter from the Ministry of the Solicitor General regarding court security and prisoner transportation.

Moved by: Dave Jenkins  
Seconded by: Dan Froese

Resolved that Correspondence Items #1-2 be received and filed.

**Recorded Vote**

	<b>Yes</b>	<b>No</b>
Vice-Chair Ida McCallum	Yes	
Dan Froese	Yes	
Trudy Kanellis	Yes	
David Jenkins	Yes	
Chair Sally Martyn	Yes	
	5	0

- Motion Carried.

### **Other Items**

None.

### **New Business:**

None.

### **Closed Session Items:**

Acting Inspector Butler requested to enter into closed session to discuss a matter regarding identifiable individuals.

Moved by: Ida McCallum  
Seconded by: Dan Froese

RESOLVED THAT we do now proceed into closed meeting session in accordance with the Municipal Act to discuss matters under Municipal Act Section 239 (2):

### **In-Camera Item #1**

*(b) personal matters about an identifiable individual, including municipal or local board employees – Detachment Commander Recruitment.*

### **Recorded Vote**

	<b>Yes</b>	<b>No</b>
Vice-Chair Ida McCallum	Yes	
Dan Froese	Yes	
Trudy Kanellis		No
David Jenkins	Yes	
Chair Sally Martyn	Yes	
	4	1

- Motion Carried.

### **Motion to Rise and Report**

Moved by: Ida McCallum  
Seconded by: Trudy Kanellis

RESOLVED THAT we do now rise and report.

### **Recorded Vote**

	<b>Yes</b>	<b>No</b>
Vice-Chair Ida McCallum	Yes	
Dan Froese	Yes	

Trudy Kanellis	Yes	
David Jenkins	Yes	
Chair Sally Martyn	Yes	
	5	0

- Motion Carried.

#### In-Camera Item #1 – Detachment Commander Recruitment

RESOVLED THAT the verbal report from the Detachment Commander be received for information.

#### **Recorded Vote**

	<b>Yes</b>	<b>No</b>
Vice-Chair Ida McCallum	Yes	
Dan Froese	Yes	
Trudy Kanellis	Yes	
David Jenkins	Yes	
Chair Sally Martyn	Yes	
	5	0

- Motion Carried.

#### **Adjournment:**

Moved by: Dave Jenkins

Seconded by: Dan Froese

Resolved that we do now adjourn at 3:11 p.m. with the Board to meet on October 21, 2020, at 2:00 p.m.

#### **Recorded Vote**

	<b>Yes</b>	<b>No</b>
Vice-Chair Ida McCallum	Yes	
Dan Froese	Yes	
Trudy Kanellis	Yes	
David Jenkins	Yes	
Chair Sally Martyn	Yes	
	5	0

- Motion Carried.

---

Julie Gonyou,  
Secretary/Administrator.

---

Sally Martyn,  
Chair.



Ontario  
Provincial  
Police

Police  
provinciale  
de l'Ontario



**Municipal Policing Bureau**  
**Bureau des services policiers des municipalités**

777 Memorial Ave.  
Orillia ON L3V 7V3

777, avenue Memorial  
Orillia ON L3V 7V3

Tel: 705 329-6140  
Fax: 705 330-4191

Tél. : 705 329-6140  
Télec.: 705 330-4191

File Reference:

612-20

September 28, 2020

Dear CAO/Treasurer,

Please find attached the OPP municipal policing 2021 Annual Billing Statement package.

This year's billing package includes a statement for the 2019 year-end reconciliation. The final cost adjustment calculated as a result of the 2019 annual reconciliation has been included as an adjustment to the amount being billed to the municipality during the 2021 calendar year.

The final reconciliation of the 2021 annual costs will be included in the 2023 Annual Billing Statement.

For more detailed information on the 2021 Annual Billing Statement package please refer to the resource material available on the internet, [www.opp.ca/billingmodel](http://www.opp.ca/billingmodel). Further, the Municipal Policing Bureau will be hosting a webinar information session in November. An e-mail invitation will be forwarded to the municipality advising of the session date.

If you have questions about the Annual Billing Statement please e-mail  
[OPP.MPB.Financial.Services.Unit@OPP.ca](mailto:OPP.MPB.Financial.Services.Unit@OPP.ca).

Yours truly,

Phil Whitton  
Superintendent  
Commander,  
Municipal Policing Bureau

## OPP 2021 Annual Billing Statement

### Elgin Group

Estimated costs for the period January 1 to December 31, 2021

Please refer to [www.opp.ca](http://www.opp.ca) for 2021 Municipal Policing Billing General Information summary for further details.

			Cost per Property \$	Total Cost \$
<b>Base Service</b>	<b>Property Counts</b>			
	Household	18,079		
	Commercial and Industrial	885		
	Total Properties	<u>18,964</u>	177.48	3,365,653
<b>Calls for Service</b>	(see summaries)			
	Total all municipalities	168,336,779		
	Municipal portion	1.4900%	132.26	2,508,169
<b>Overtime</b>	(see notes)		11.20	212,308
<b>Court Security</b>	(see summary)		9.54	180,918
<b>Prisoner Transportation</b>	(per property cost)		2.11	40,014
<b>Accommodation/Cleaning Services</b>	(per property cost)		4.68	88,752
<b>Total 2021 Estimated Cost</b>			<u><b>337.26</b></u>	<u><b>6,395,813</b></u>
<b>2019 Year-End Adjustment</b>	(see summary)			123,458
<b>Grand Total Billing for 2021</b>				<u><b>6,519,271</b></u>
<b>2021 Monthly Billing Amount</b>				<b>543,273</b>

## **OPP 2021 Annual Billing Statement**

### **Elgin Group**

**Estimated costs for the period January 1 to December 31, 2021**

#### **Notes to Annual Billing Statement**

- 1) **Municipal Base Services and Calls for Service Costs** - The costs allocated to municipalities are determined based on the costs assigned to detachment staff performing municipal policing activities across the province. A statistical analysis of activity in detachments is used to determine the municipal policing workload allocation of all detachment-based staff as well as the allocation of the municipal workload between base services and calls for service activity. For 2021 billing purposes the allocation of the municipal workload in detachments has been calculated to be 53.1 % Base Services and 46.9 % Calls for Service. The total 2021 Base Services and Calls for Service cost calculation is detailed on the Base Services and Calls for Service Cost Summary included in the municipal billing package.
- 2) **Base Services** - The cost to each municipality is determined by the number of properties in the municipality and the standard province-wide average cost per property of \$177.48 estimated for 2021. The number of municipal properties is determined based on MPAC data. The calculation of the standard province-wide base cost per property is detailed on Base Services and Calls for Service Cost Summary included in the municipal billing package.
- 3) **Calls for Service** - The municipality's Calls for Service cost is a proportionate share of the total cost of municipal calls for service costs calculated for the province. A municipality's proportionate share of the costs is based on weighted time standards applied to the historical calls for service. The municipality's total weighted time is calculated as a percentage of the total of all municipalities.
- 4) **Overtime** - Municipalities are billed for overtime resulting from occurrences in their geographic area and a portion of overtime that is not linked specifically to a municipality, such as training. Municipalities are not charged for overtime identified as a provincial responsibility. The overtime activity for the calendar years 2016, 2017, 2018 and 2019 has been analyzed and averaged to estimate the 2021 costs. The costs incorporate the 2021 salary rates and a discount to reflect overtime paid as time in lieu. The overtime costs incurred in servicing detachments for shift shortages have been allocated on a per property basis based on straight time. Please be advised that these costs will be reconciled to actual 2021 hours and salary rates and included in the 2023 Annual Billing Statement.
- 5) **Court Security and Prisoner Transportation (CSPT)** - Municipalities with court security responsibilities in local courthouses are billed court security costs based on the cost of the staff required to provide designated court security activities. 2021 costs have been based on 2019 security activity. Prisoner transportation costs are charged to all municipalities based on the standard province-wide per property cost. These costs will be reconciled to the actual cost of service required in 2021.

There was no information available about the status of 2021 Court Security Prisoner Transportation Grant Program at the time of the Annual Billing Statement preparation.

- 6) **Year-end Adjustment** - The 2019 adjustment accounts for the difference between the amount billed based on the estimated cost in the Annual Billing Statement and the reconciled cost in the Year-end Summary. The most significant year-end adjustments are resulting from the cost of actual versus estimated municipal requirements for overtime, contract enhancements and court security.

**OPP 2021 Estimated Base Services and Calls for Service Cost Summary**  
**For the period January 1 to December 31, 2021**

Salaries and Benefits		Positions	Base	Total Base Services and Calls for Service	Base Services	Calls for Service
		FTE	%	\$/FTE	\$	\$
<b>Uniform Members</b>	<b>Note 1</b>					
Inspector . . . . .		25.65	100.0	163,514	4,194,122	4,194,122
Staff Sergeant-Detachment Commander . . . . .		10.64	100.0	146,750	1,561,415	1,561,415
Staff Sergeant . . . . .		33.08	100.0	136,731	4,523,048	4,523,048
Sergeant . . . . .		217.05	53.1	122,479	26,584,114	14,103,482
Constable . . . . .		1,701.98	53.1	104,552	177,945,194	94,399,884
Part-Time Constable . . . . .		6.55	53.1	83,335	545,844	289,172
<b>Total Uniform Salaries</b>		1,994.95		-	215,353,736	119,071,123
Statutory Holiday Payout . . . . .				3,873	7,701,966	4,212,066
Shift Premiums . . . . .				1,033	1,988,817.77	1,055,068
Uniform Benefits - Inspector . . . . .				25.86%	1,084,600	1,084,600
Uniform Benefits - Full-Time Salaries . . . . .				30.37%	63,963,402	34,800,324
Uniform Benefits - Part-Time Salaries . . . . .				14.98%	81,767	43,318
<b>Total Uniform Salaries &amp; Benefits</b>					<b>290,174,290</b>	<b>160,266,499</b>
<b>Detachment Civilian Members</b>	<b>Note 1</b>					
Detachment Administrative Clerk . . . . .		173.80	53.1	66,104	11,488,895	6,094,799.27
Detachment Operations Clerk . . . . .		1.88	53.1	63,248	118,905	63,248
Detachment Clerk - Typist . . . . .		0.33	53.1	56,792	18,741	10,223
Court Officer . . . . .		17.20	53.1	67,187	1,155,622	612,748
Crimestoppers Co-ordinator . . . . .		0.80	53.1	62,084	49,667	26,075
<b>Total Detachment Civilian Salaries</b>		194.01			12,831,831	6,807,093
Civilian Benefits - Full-Time Salaries . . . . .				29.53%	3,789,240	2,010,135
<b>Total Detachment Civilian Salaries &amp; Benefits</b>					<b>16,621,071</b>	<b>8,817,228</b>
<b>Support Costs - Salaries and Benefits</b>	<b>Note 2</b>					
Communication Operators . . . . .				6,940	13,844,953	7,570,777
Prisoner Guards . . . . .				1,853	3,696,642	2,021,419
Operational Support . . . . .				5,129	10,232,099	5,595,175
RHQ Municipal Support . . . . .				2,647	5,280,633	2,887,586
Telephone Support . . . . .				120	239,394	130,907
Office Automation Support . . . . .				673	1,342,601	734,169
Mobile and Portable Radio Support . . . . .				264	528,396	288,911
<b>Total Support Staff Salaries and Benefits Costs</b>					<b>35,164,718</b>	<b>19,228,943</b>
<b>Total Salaries &amp; Benefits</b>					<b>341,960,078</b>	<b>188,312,670</b>
<b>Other Direct Operating Expenses</b>	<b>Note 2</b>					
Communication Centre . . . . .				165	329,167	179,997
Operational Support . . . . .				742	1,480,253	809,440
RHQ Municipal Support . . . . .				148	295,253	161,452
Telephone . . . . .				1,456	2,904,647	1,588,336
Mobile Radio Equipment Repairs & Maintenance				39	78,059	42,680
Office Automation - Uniform . . . . .				2,603	5,192,855	2,839,587
Office Automation - Civilian . . . . .				1,803	349,800	185,565
Vehicle Usage . . . . .				8,294	16,546,115	9,047,842
Detachment Supplies & Equipment . . . . .				502	1,001,465	547,627
Uniform & Equipment . . . . .				2,102	4,207,153	2,300,345
Uniform & Equipment - Court Officer . . . . .				925	15,910	8,436
<b>Total Other Direct Operating Expenses</b>					<b>32,400,676</b>	<b>17,711,305</b>
<b>Total 2021 Municipal Base Services and Calls for Service Cost</b>					<b>\$ 374,360,754</b>	<b>\$ 206,023,975</b>
<b>Total OPP-Policed Municipal Properties</b>						<b>1,160,856</b>
<b>Base Services Cost per Property</b>						<b>\$ 177.48</b>

## **OPP 2021 Estimated Base Services and Calls for Service Cost Summary**

**For the period January 1 to December 31, 2021**

### **Notes:**

Total Base Services and Calls for Service Costs are based on the cost of salary, benefit, support and other direct operating expenses for staff providing policing services to municipalities. Staff is measured in full-time equivalent (FTE) units and the costs per FTE are described in the notes below.

- 1) Full-time equivalents (FTEs) are based on average municipal detachment staffing levels for the years 2016 through 2019. Contract enhancements, court security, prisoner transportation and cleaning staff are excluded.

The equivalent of 87.76 FTEs with a cost of \$14,900,558 has been excluded from municipal costs to reflect the average municipal detachment FTEs required for provincially-mandated responsibilities eligible for Provincial Service Usage credit.

Salary rates are based on weighted average rates for municipal detachment staff by rank, level and classification. The 2021 salaries incorporate the 2021 general salary rate increases set in the 2019 to 2022 OPPA Uniform and Civilian Collective Agreements, (uniform staff - 1.00% January 1 and 0.97% July 1, civilian staff (one 2021 increase) 1.0% January 1). The benefit rates are based on the most recent rates set by the Treasury Board Secretariat, (2020-21). Statutory Holiday Payouts, Shift Premiums, and Benefit costs are subject to reconciliation.

FTEs have been apportioned between Base Services and Calls for Service costs based on the current ratio, 53.1% Base Services : 46.9% Calls for Service.

- 2) Support Staff Costs and Other Direct Operating Expenses for uniform FTEs are calculated on a per FTE basis as per rates set in the 2020 Municipal Policing Cost-Recovery Formula.

## OPP 2021 Calls for Service Billing Summary

### Elgin Group

Estimated costs for the period January 1 to December 31, 2021

Calls for Service Billing Workgroups	Calls for Service Count					2021 Average Time Standard	Total Weighted Time	% of Total Provincial Weighted Time	2021 Estimated Calls for Service Cost
	2016	2017	2018	2019	Four Year Average				
					A	B	C = A * B		
					Note 1			Note 2	Note 3
Drug Possession	52	54	54	30	48	6.5	309	0.0185%	31,190
Drugs	13	9	13	11	12	45.9	528	0.0317%	53,323
Operational	2,446	2,401	2,580	2,383	2,453	3.6	8,829	0.5298%	891,895
Operational 2	932	1,000	1,217	1,509	1,165	1.3	1,514	0.0908%	152,927
Other Criminal Code Violation	108	112	108	151	120	7.8	934	0.0561%	94,357
Property Crime Violations	672	809	715	785	745	6.5	4,844	0.2907%	489,348
Statutes & Acts	323	345	303	401	343	3.4	1,166	0.0700%	117,808
Traffic	715	694	778	887	769	3.4	2,613	0.1568%	263,952
Violent Criminal Code	228	187	223	385	256	16.0	4,092	0.2456%	413,369
<b>Total</b>	<b>5,489</b>	<b>5,611</b>	<b>5,991</b>	<b>6,542</b>	<b>5,908</b>		<b>24,829</b>	<b>1.4900%</b>	<b>\$2,508,169</b>
<b>Provincial Totals</b>	Note 4	<b>364,578</b>	<b>368,157</b>	<b>391,030</b>	<b>429,951</b>	<b>388,429</b>	<b>1,666,390</b>	<b>100.0%</b>	<b>\$168,336,779</b>

### Notes to Calls for Service Billing Summary

- 1) Displayed without decimal places, exact numbers used in calculations
- 2) Displayed to four decimal places, nine decimal places used in calculations
- 3) Total costs rounded to zero decimals.
- 4) Provincial Totals exclude data for both municipal dissolutions and amalgamations

This page intentionally left blank

**OPP 2021 Calls for Service Details**  
**Elgin Group**  
**For the calendar years 2016 to 2019**

Calls for Service Billing Workgroups	Calls for Service Count				Four Year Average
	2016	2017	2018	2019	
<b>Grand Total</b>	<b>5,489</b>	<b>5,611</b>	<b>5,991</b>	<b>6,542</b>	<b>5,908.25</b>
Drug Possession	52	54	54	30	47.50
Drug Related Occurrence	18	22	30	22	23.00
Poss of illicit over 30g dried cannabis (or equiv) adult	0	0	0	1	0.25
Possession - Cannabis	29	24	15	0	17.00
Possession - Cocaine	0	2	1	1	1.00
Possession - Methamphetamine (Crystal Meth)	1	3	1	4	2.25
Possession - Other Controlled Drugs and Substances Act	4	3	4	2	3.25
Possession – Opioid (other than heroin)	0	0	3	0	0.75
<b>Drugs</b>	<b>13</b>	<b>9</b>	<b>13</b>	<b>11</b>	<b>11.50</b>
CDSA * Sec.6 - Sec.7	1	0	0	0	0.25
Drug Operation - Commercial Grow Indoor	0	1	1	0	0.50
Drug Operation - Residential Grow Indoor	3	1	1	0	1.25
Drug Operation - Residential Grow Outdoor	1	0	0	0	0.25
Drug Operation - Rural Grow	0	2	0	0	0.50
Import / Export - Other Drugs	0	0	1	0	0.25
Other Cannabis Act	0	0	0	2	0.50
Possession of cannabis for purpose of selling	0	0	0	1	0.25
Production - Cannabis (Marihuana) (Cultivation)	2	4	4	0	2.50
Production - Other Controlled Drugs & Substances	1	0	1	0	0.50
Trafficking - Cannabis	2	0	1	0	0.75
Trafficking - Cocaine	2	0	0	2	1.00
Trafficking - Heroin	1	0	0	0	0.25
Trafficking - Methamphetamine (Crystal Meth)	0	1	0	1	0.50
Trafficking - Other Controlled Drugs and Substances Act	0	0	4	3	1.75
Cultivate/Propagate/Harvest cannabis by adult	0	0	0	2	0.50
<b>Operational</b>	<b>2,446</b>	<b>2,401</b>	<b>2,580</b>	<b>2,383</b>	<b>2,452.50</b>
Accident - non-MVC - Commercial	3	2	2	1	2.00
Accident - non-MVC - Construction Site	1	0	1	1	0.75
Accident - non-MVC - Industrial	2	5	1	1	2.25
Accident - non-MVC - Master Code	0	2	1	3	1.50
Accident - Non-MVC - Others	4	0	2	2	2.00
Accident - non-MVC - Public Property	1	1	0	0	0.50
Accident - non-MVC - Residential	0	2	0	2	1.00
Alarm - Holdup	1	1	0	1	0.75
Alarm - Master Code	10	6	1	2	4.75
Alarm - Others	9	23	20	10	15.50
Animal - Bear Complaint	0	0	1	0	0.25
Animal - Dog Owners Liability Act	15	14	10	12	12.75
Animal - Left in Vehicle	10	7	7	7	7.75
Animal - Master Code	7	4	6	7	6.00
Animal - Other	116	79	103	69	91.75
Assist Fire Department	26	15	25	12	19.50
Assist Public	576	447	473	213	427.25
Bomb Threat	0	0	0	1	0.25



**OPP 2021 Calls for Service Details**  
**Elgin Group**  
**For the calendar years 2016 to 2019**

Calls for Service Billing Workgroups	Calls for Service Count				Four Year Average
	2016	2017	2018	2019	
By-Law - Master Code	1	1	2	3	1.75
Compassionate Message	2	3	1	0	1.50
Distressed / Overdue Motorist	6	3	4	6	4.75
Dogs By-Law	7	2	2	6	4.25
Domestic Disturbance	178	214	196	184	193.00
False Alarm - Warning Issued	0	1	1	1	0.75
False Fire Alarm - Building	5	3	3	3	3.50
False Fire Alarm - Other	1	1	0	1	0.75
False Fire Alarm - Vehicle	1	0	1	0	0.50
Family Dispute	147	133	142	167	147.25
Fire - Building	27	31	34	40	33.00
Fire - Master Code	2	1	2	0	1.25
Fire - Other	7	16	7	9	9.75
Fire - Vehicle	20	12	15	25	18.00
Fire Alarm - Master Code	1	0	0	1	0.50
Firearms (Discharge) By-Law	1	5	4	0	2.50
Found - Bicycles	4	9	7	4	6.00
Found - Computer, parts & accessories	0	1	0	1	0.50
Found - Gun	1	0	3	6	2.50
Found - Household Property	2	5	4	6	4.25
Found - Jewellery	0	1	0	0	0.25
Found - License Plate	3	4	7	3	4.25
Found - Machinery & Tools	1	3	1	4	2.25
Found - Musical Instruments	0	0	0	1	0.25
Found - Office Machines & Equipment	0	0	0	1	0.25
Found - Others	21	21	24	23	22.25
Found - Personal Accessories	21	37	43	18	29.75
Found - Photographic Equipment	0	2	0	0	0.50
Found - Radio, TV, Sound-Reprod. Equip.	1	1	0	4	1.50
Found - Sporting Goods, Hobby Equip.	0	1	2	2	1.25
Found - Vehicle Accessories	1	2	0	1	1.00
Found Property - Master Code	33	24	36	54	36.75
Insecure Condition - Building	12	11	12	15	12.50
Insecure Condition - Master Code	0	1	1	10	3.00
Insecure Condition - Others	2	3	1	0	1.50
Insecure Condition - Vehicle	0	0	1	0	0.25
Lost - Accessible Parking Permit	0	0	1	1	0.50
Lost - Computer, parts & accessories	1	0	0	0	0.25
Lost - Domestic Appliances	0	0	1	0	0.25
Lost - Gun	0	0	3	3	1.50
Lost - Household Property	0	0	0	2	0.50
Lost - Jewellery	1	0	0	1	0.50
Lost - License Plate	12	11	10	8	10.25
Lost - Machinery & Tools	0	1	1	0	0.50
Lost - Musical Instruments	0	1	0	1	0.50

**OPP 2021 Calls for Service Details**  
**Elgin Group**  
**For the calendar years 2016 to 2019**

Calls for Service Billing Workgroups	Calls for Service Count				Four Year Average
	2016	2017	2018	2019	
Lost - Others	17	26	13	5	15.25
Lost - Personal Accessories	13	18	19	16	16.50
Lost - Radio, TV, Sound-Reprod. Equip.	2	1	4	3	2.50
Lost - Sporting Goods, Hobby Equip.	1	1	1	1	1.00
Lost Property - Master Code	12	23	23	35	23.25
Medical Assistance - Master Code	1	1	1	1	1.00
Medical Assistance - Other	4	10	2	2	4.50
Missing Person - Master Code	5	0	2	1	2.00
Missing Person 12 & older	19	20	20	32	22.75
Missing Person Located 12 & older	22	28	29	24	25.75
Missing Person Located Under 12	7	3	3	6	4.75
Missing Person under 12	5	5	5	9	6.00
Neighbour Dispute	112	152	177	122	140.75
Noise By-Law	9	8	4	6	6.75
Noise Complaint - Animal	22	15	18	7	15.50
Noise Complaint - Business	19	11	8	10	12.00
Noise Complaint - Master Code	6	5	4	28	10.75
Noise Complaint - Others	12	17	19	11	14.75
Noise Complaint - Residence	68	85	62	63	69.50
Noise Complaint - Vehicle	5	6	5	6	5.50
Other Municipal By-Laws	47	38	38	47	42.50
Overdose/Suspected Overdose - Opioid Related	0	0	1	0	0.25
Phone - Master Code	6	3	0	30	9.75
Phone - Nuisance - No Charges Laid	39	25	26	22	28.00
Phone - Obscene - No Charges Laid	2	2	0	1	1.25
Phone - Other - No Charges Laid	26	13	23	27	22.25
Phone - Text-related incident	2	1	1	2	1.50
Phone - Threatening - No Charges Laid	2	1	2	2	1.75
Protest - Demonstration	1	1	0	1	0.75
Smoking By-Law	0	1	0	0	0.25
Sudden Death - Accidental	1	3	2	1	1.75
Sudden Death - Drowning	1	0	4	0	1.25
Sudden Death - Master Code	0	1	3	0	1.00
Sudden Death - Natural Causes	31	48	43	39	40.25
Sudden Death - Others	5	4	13	7	7.25
Sudden Death - Suicide	1	3	6	3	3.25
Suspicious Package	1	0	2	0	0.75
Suspicious Person	195	174	232	246	211.75
Suspicious vehicle	166	200	249	286	225.25
Traffic By-Law	23	9	13	14	14.75
Trouble with Youth	78	80	71	84	78.25
Unwanted Persons	43	39	35	48	41.25
Vehicle Recovered - All Terrain Vehicles	1	2	4	4	2.75
Vehicle Recovered - Automobile	17	21	29	14	20.25
Vehicle Recovered - Master Code	0	0	3	1	1.00

**OPP 2021 Calls for Service Details**  
**Elgin Group**  
**For the calendar years 2016 to 2019**

Calls for Service Billing Workgroups	Calls for Service Count				Four Year Average
	2016	2017	2018	2019	
Vehicle Recovered - Motorcycles	1	0	0	0	0.25
Vehicle Recovered - Other	5	3	5	3	4.00
Vehicle Recovered - Trucks	12	29	30	14	21.25
Animal - Bite	9	10	13	21	13.25
Animal - Stray	26	28	24	42	30.00
Animal - Injured	37	46	44	68	48.75
Animal - Rabid	4	8	18	9	9.75
Suspicious Substance / Odour	0	0	1	0	0.25
Overdose/Suspected Overdose	0	0	1	0	0.25
Operational 2	932	1,000	1,217	1,509	1,164.50
911 call - Dropped Cell	23	55	93	414	146.25
911 call / 911 hang up	495	430	573	457	488.75
911 hang up - Pocket Dial	67	87	119	224	124.25
False Alarm - Accidental Trip	70	73	80	52	68.75
False Alarm - Cancelled	62	85	85	50	70.50
False Alarm - Malfunction	73	74	68	36	62.75
False Alarm - Others	57	105	89	140	97.75
False Holdup Alarm - Accidental Trip	3	3	2	8	4.00
False Holdup Alarm - Malfunction	3	0	1	0	1.00
Keep the Peace	79	88	107	128	100.50
Other Criminal Code Violations	108	112	108	151	119.75
Animals - Cruelty	2	2	1	3	2.00
Animals - Kill or injure	2	1	0	3	1.50
Animals - Others	0	0	0	2	0.50
Animals - Unnecessary suffering	1	0	0	0	0.25
Bail Violations - Appearance Notice	1	0	1	0	0.50
Bail Violations - Fail To Appear	1	0	0	0	0.25
Bail Violations - Fail To Comply	25	26	22	52	31.25
Bail Violations - Master Code	3	2	0	2	1.75
Bail Violations - Others	1	1	2	4	2.00
Bail Violations - Recognizance	5	0	2	3	2.50
Breach of Firearms regulation - Unsafe Storage	0	1	0	0	0.25
Breach of Probation	19	17	15	9	15.00
Bribery / Perjury - Master code	1	0	0	0	0.25
Child Pornography - Making or distributing	0	1	1	1	0.75
Child Pornography - Master Code	2	0	1	0	0.75
Child Pornography - Possess child pornography	0	1	0	2	0.75
Common nuisance	0	0	0	1	0.25
Contraband Tobacco	3	4	3	1	2.75
Counterfeit Money - Master Code	0	1	1	0	0.50
Counterfeit Money - Others	1	3	2	4	2.50
Disobey court order / Misconduct executing process	0	1	2	3	1.50
Disturb the Peace	11	21	14	16	15.50
Indecent acts - exposure to person under 14	0	1	0	0	0.25
Indecent acts - Master Code	1	1	3	2	1.75

**OPP 2021 Calls for Service Details**  
**Elgin Group**  
**For the calendar years 2016 to 2019**

Calls for Service Billing Workgroups	Calls for Service Count				Four Year Average
	2016	2017	2018	2019	
Indecent acts - Other	2	2	5	1	2.50
Libel - Extortion	0	0	1	0	0.25
Nudity - public/private property	0	0	1	0	0.25
Obstruct Public Peace Officer	0	1	3	2	1.50
Offensive Weapons - Careless use of firearms	4	1	3	7	3.75
Offensive Weapons - Explosives	2	1	0	0	0.75
Offensive Weapons - In Vehicle	0	1	1	1	0.75
Offensive Weapons - Other Offensive Weapons	5	2	1	2	2.50
Offensive Weapons - Other Weapons Offences	2	6	1	5	3.50
Offensive Weapons - Possession of Weapons	4	7	5	7	5.75
Offensive Weapons - Prohibited	0	1	1	1	0.75
Offensive Weapons - Restricted	3	1	0	0	1.00
Other Criminal Code * Sec. 215 - Sec. 319	0	0	1	0	0.25
Other Criminal Code * Sec. 78 - Sec. 96	0	0	2	0	0.50
Other Criminal Code * Sec.462 - Sec.753	0	0	1	1	0.50
Possess Firearm while prohibited	2	0	1	1	1.00
Possession of Burglary Tools	0	0	2	3	1.25
Possession Of Counterfeit Money	0	0	1	0	0.25
Public Mischief - mislead peace officer	1	1	1	0	0.75
Public Morals	1	0	0	1	0.50
Trespass at Night	3	4	4	7	4.50
Utter Threats to damage property	0	0	1	3	1.00
Utter Threats to Property / Animals	0	0	0	1	0.25
Uttering Counterfeit Money	0	0	2	0	0.50
<b>Property Crime Violations</b>	<b>672</b>	<b>809</b>	<b>715</b>	<b>785</b>	<b>745.25</b>
Arson - Auto	0	1	0	0	0.25
Arson - Building	0	6	1	1	2.00
Arson - Master Code	0	0	1	0	0.25
Arson - Others	1	1	0	0	0.50
Break & Enter	101	135	104	153	123.25
Break & Enter - Firearms	3	3	2	6	3.50
Break & Enter - steal firearm from motor vehicle	0	0	0	1	0.25
False Pretence - Other	0	1	1	2	1.00
Fraud - Account closed	0	0	0	1	0.25
Fraud - False Pretence Over \$5,000	0	2	0	0	0.50
Fraud - False Pretence Under \$5,000	4	8	7	7	6.50
Fraud - Forgery & Uttering	1	2	2	3	2.00
Fraud - Fraud through mails	4	6	2	4	4.00
Fraud - Master Code	13	9	16	10	12.00
Fraud - Money/property/security Over \$5,000	4	9	5	12	7.50
Fraud - Money/property/security Under \$5,000	30	38	40	40	37.00
Fraud - Other	33	41	27	38	34.75
Fraud - Steal/Forge/Poss./Use Credit Card	8	10	8	12	9.50
Fraud - Transportation	0	0	0	2	0.50
Fraud - Welfare benefits	0	0	0	1	0.25

**OPP 2021 Calls for Service Details**  
**Elgin Group**  
**For the calendar years 2016 to 2019**

Calls for Service Billing Workgroups	Calls for Service Count				Four Year Average
	2016	2017	2018	2019	
Identity Fraud	3	1	3	1	2.00
Interfere with lawful use, enjoyment of property	6	9	7	10	8.00
Mischief - Master Code	135	138	106	110	122.25
Mischief Graffiti - Non-Gang Related	9	0	2	6	4.25
Mischief with Data	0	0	0	1	0.25
Personation with Intent (fraud)	2	1	2	2	1.75
Possession of Stolen Goods over \$5,000	3	6	3	8	5.00
Possession of Stolen Goods under \$5,000	5	6	10	7	7.00
Property Damage	31	33	30	23	29.25
Theft from Motor Vehicles Over \$5,000	1	0	4	0	1.25
Theft from Motor Vehicles Under \$5,000	71	120	74	79	86.00
Theft of - All Terrain Vehicles	10	7	11	12	10.00
Theft of - Automobile	7	6	11	10	8.50
Theft of - Construction Vehicles	1	1	0	0	0.50
Theft of - Farm Vehicles	0	1	0	0	0.25
Theft of - Mopeds	0	1	0	0	0.25
Theft of - Motorcycles	2	3	3	5	3.25
Theft of - Other Motor Vehicles	4	5	3	4	4.00
Theft of - Trucks	12	24	29	21	21.50
Theft of Motor Vehicle	21	23	24	28	24.00
Theft Over \$5,000 - Construction Site	1	0	2	0	0.75
Theft Over \$5,000 - Boat (Vessel)	0	2	0	0	0.50
Theft Over \$5,000 - Boat Motor	0	1	0	0	0.25
Theft Over \$5,000 - Farm Agricultural Produce	0	0	0	3	0.75
Theft Over \$5,000 - Farm Equipment	2	0	0	1	0.75
Theft Over \$5,000 - Mail	0	0	0	3	0.75
Theft Over \$5,000 - Master Code	1	1	3	3	2.00
Theft Over \$5,000 - Other Theft	6	7	8	4	6.25
Theft Over \$5,000 - Trailers	5	5	4	4	4.50
Theft Under \$5,000 - Bicycles	4	3	8	4	4.75
Theft Under \$5,000 - Boat (Vessel)	2	1	0	0	0.75
Theft Under \$5,000 - Boat Motor	0	0	0	1	0.25
Theft Under \$5,000 - Building	5	3	4	4	4.00
Theft Under \$5,000 - Construction Site	2	2	3	2	2.25
Theft Under \$5,000 - Farm Agricultural Livestock	1	0	0	0	0.25
Theft Under \$5,000 - Farm Agricultural Produce	3	0	3	2	2.00
Theft Under \$5,000 - Farm Equipment	2	0	2	1	1.25
Theft Under \$5,000 - Gasoline Drive-off	9	24	34	27	23.50
Theft Under \$5,000 - Master Code	19	8	23	17	16.75
Theft Under \$5,000 - Mining Product	0	0	1	0	0.25
Theft Under \$5,000 - Other Theft	66	74	64	67	67.75
Theft Under \$5,000 - Persons	3	1	4	13	5.25
Theft Under \$5,000 - Trailers	4	8	6	2	5.00
Theft Under \$5,000 Shoplifting	9	8	5	2	6.00
Trafficking in Stolen Goods over \$5,000	0	0	1	2	0.75

**OPP 2021 Calls for Service Details**  
**Elgin Group**  
**For the calendar years 2016 to 2019**

Calls for Service Billing Workgroups	Calls for Service Count				Four Year Average
	2016	2017	2018	2019	
Trafficking in Stolen Goods under \$5,000	0	0	1	1	0.50
Unlawful in a dwelling house	2	0	0	1	0.75
Willful act / Omission likely to cause mischief	1	4	1	1	1.75
<b>Statutes &amp; Acts</b>	<b>323</b>	<b>345</b>	<b>303</b>	<b>401</b>	<b>343.00</b>
Custody Dispute	9	3	2	2	4.00
Family Law Act - Other	1	0	0	0	0.25
Landlord / Tenant	57	67	47	58	57.25
Mental Health Act	61	68	55	87	67.75
Mental Health Act - Attempt Suicide	27	19	30	22	24.50
Mental Health Act - No contact with Police	10	2	5	7	6.00
Mental Health Act - Placed on Form	12	20	16	17	16.25
Mental Health Act - Threat of Suicide	50	51	36	64	50.25
Mental Health Act - Voluntary Transport	19	21	31	21	23.00
Trespass To Property Act	77	93	81	123	93.50
Youth Criminal Justice Act (YCJA)	0	1	0	0	0.25
<b>Traffic</b>	<b>715</b>	<b>694</b>	<b>778</b>	<b>887</b>	<b>768.50</b>
MVC - Fatal (Motor Vehicle Collision)	2	1	3	5	2.75
MVC - Others (Motor Vehicle Collision)	9	5	5	3	5.50
MVC - Pers. Inj. Failed to Remain (Motor Vehicle Collision)	2	5	0	2	2.25
MVC - Personal Injury (Motor Vehicle Collision)	48	46	40	49	45.75
MVC - Prop. Dam. Failed to Remain (Motor Vehicle Collision)	17	25	35	20	24.25
MVC - Prop. Dam. Reportable (Motor Vehicle Collision)	353	344	351	505	388.25
MVC (Motor Vehicle Collision) - Master Code	1	0	5	4	2.50
Road Rage	0	0	1	0	0.25
MVC - Prop. Dam. Non Reportable (Motor Vehicle Collision)	283	268	338	299	297.00
<b>Violent Criminal Code</b>	<b>228</b>	<b>187</b>	<b>223</b>	<b>385</b>	<b>255.75</b>
Aggravated Assault - Level 3	0	1	0	1	0.50
Arson - Disregard for Human Life	1	0	0	0	0.25
Assault - Level 1	102	78	106	214	125.00
Assault Peace Officer	1	1	1	1	1.00
Assault Peace Officer with weapon OR cause bodily harm	1	0	0	1	0.50
Assault With Weapon or Causing Bodily Harm - Level 2	17	21	24	23	21.25
Criminal Harassment	7	8	18	43	19.00
Criminal Harassment - Offender Unknown	3	0	0	1	1.00
Extortion	1	1	0	1	0.75
Forcible confinement	3	4	2	1	2.50
Indecent / Harassing Communications	7	9	6	11	8.25
Invitation to Sexual Touching	2	0	2	0	1.00
Murder 1st Degree	0	0	0	1	0.25
Non-Consensual Distribution of Intimate Images	0	1	0	0	0.25
Other Assaults / Admin Noxious thing	1	0	0	0	0.25
Pointing a Firearm	1	0	0	0	0.25
Procuring a person under the age of 18 years	0	0	0	1	0.25
Robbery - Master Code	0	1	2	0	0.75
Robbery - Other	1	0	1	1	0.75

**OPP 2021 Calls for Service Details**  
**Elgin Group**  
**For the calendar years 2016 to 2019**

Calls for Service Billing Workgroups	Calls for Service Count				Four Year Average
	2016	2017	2018	2019	
Sexual Assault	28	19	18	29	23.50
Sexual Assault With a Weapon	0	0	1	0	0.25
Sexual Exploitation	0	0	0	1	0.25
Sexual Interference	4	6	6	5	5.25
Utter Threats - Master Code	6	6	4	2	4.50
Utter Threats to Person	42	30	31	47	37.50
Utter Threats to Person - Government Employee	0	0	1	0	0.25
Utter Threats to Person - Police Officer	0	0	0	1	0.25
Voyeurism	0	1	0	0	0.25

# OPP 2021 Court Security Cost Summary

## Elgin Group

Estimated costs for the period January 1 to December 31, 2021

### 2020 Cost-Recovery Formula

#### Salaries and Benefits

		Positions	\$/FTE	Total
<b>Uniform Members</b>	<b>Note 1</b>			
Part-Time Constable . . . . .		1.36	83,335	113,642
<b>Total Uniform Salaries</b>		1.36		113,642
Shift Premiums . . . . .			1,033	1,408
Uniform Benefits - Part-Time Salaries . . . . .			14.98%	17,024
<b>Total Uniform Salaries &amp; Benefits</b>				<b>132,074</b>
<b>Support Costs - Salaries and Benefits</b>	<b>Note 2</b>			
Communication Operators . . . . .			6,940	9,464
Prisoner Guards . . . . .			1,853	2,527
Operational Support . . . . .			5,129	6,994
RHQ Municipal Support . . . . .			2,647	3,610
Telephone Support . . . . .			120	164
Office Automation Support . . . . .			673	918
Mobile and Portable Radio Support . . . . .			264	360
<b>Total Support Staff Salaries and Benefits Costs</b>				<b>24,036</b>
<b>Total Salaries &amp; Benefits</b>				<b>156,110</b>
<b>Other Direct Operating Expenses</b>				
Communication Centre . . . . .			165	225
Operational Support . . . . .			742	1,012
RHQ Municipal Support . . . . .			148	202
Telephone . . . . .			1,456	1,986
Mobile Radio Equipment Repairs & Maintenance . . . . .			39	106
Office Automation - Uniform . . . . .			2,603	3,550
Vehicle Usage . . . . .			8,294	11,310
Detachment Supplies & Equipment . . . . .			502	685
Uniform & Equipment . . . . .			2,102	5,733
<b>Total Other Direct Operating Expenses</b>				<b>24,808</b>
<b>Total Estimated Court Security Cost</b>				<b>\$ 180,918</b>
<b>Total OPP-Policed Properties</b>				5,965
<b>Cost Per Property</b>				<b>\$ 30.33</b>



## **OPP 2021 Court Security Cost Summary**

### **Elgin Group**

**Estimated costs for the period January 1 to December 31, 2021**

#### **Notes:**

- 1) Full-time equivalents (FTEs) are based on staffing required to provide court security based on the 2019 activity levels and requirements determined by servicing detachment staff. Salary rates are based on weighted average rates for municipal detachment staff by rank, level and classification. The 2021 salaries incorporate the 2021 general salary rate increases set in the 2020 to 2022 OPPA Uniform and Civilian Collective Agreements, (uniform staff - 1.00% January 1 and 0.97% July 1, civilian staff (one 2021 increase) 1.0% January 1). The benefit rates are based on the most recent rates set by the Treasury Board Secretariat, (2020-21). Statutory Holiday Payouts, Shift Premiums, and Benefit costs are subject to reconciliation.
- 2) Support Staff Costs and Other Direct Operating Expenses for uniform FTEs are calculated on a per FTE basis as per rates set in the 2020 Municipal Policing Cost-Recovery Formula.
- 3) There was no information available about the status of 2021 Court Security Prisoner Transportation Grant Program at the time of the Annual Billing Statement preparation.

## OPP 2019 Reconciled Year-End Summary

### Elgin Group

Reconciled cost for the period January 1 to December 31, 2019

			<u>Cost per Property \$</u>	<u>Total Cost \$</u>
<b>Base Service</b>	<b>Property Counts</b>			
	Household	17,762		
	Commercial and Industrial	<u>896</u>		
	Total Properties	<u>18,658</u>	191.43	3,571,666
<b>Calls for Service</b>				
	Total all municipalities	158,415,856		
	Municipal portion	1.4433%	122.54	2,286,347
<b>Overtime</b>			12.32	229,799
<b>Court Security</b>	(see summary)		9.31	173,664
<b>Prisoner Transportation</b>	(per property cost)		2.03	37,876
<b>Accommodation/Cleaning Services</b>	(per property cost)		<u>4.91</u>	<u>91,611</u>
<b>Total 2019 Reconciled Cost</b>			<u><b>342.53</b></u>	<b>6,390,962</b>
<b>Year Over Year Variance (reconciled cost for the year is not subject to phase-in adjustment)</b>				
<b>2018 Reconciled Cost per Property</b>			337.38	
<b>2019 Reconciled Cost per Property (see above)</b>			<u>342.53</u>	
<b>Cost per Property Variance</b>	Increase		5.15	
<b>2019 Billed Amount</b>				<u><b>(6,267,504)</b></u>
<b>2019 Year-End-Adjustment</b>				<u><b>123,458</b></u>

### Note

The Year-End Adjustment above is included as an adjustment on the 2021 Billing Statement.  
This amount is incorporated into the monthly invoice amount for 2021.

This page intentionally left blank

# OPP 2019 Reconciled Court Security Cost Summary

## Elgin Group

Reconciled costs for the period January 1 to December 31, 2019

### 2018 Cost-Recovery Formula

#### Salaries and Benefits

	Positions	\$/FTE	Total
<b>Uniform Members</b> (Note 1)			
Part-Time Constable .....	1.36	80,380	109,612
<b>Total Uniform Salaries</b>	1.36		109,612
Shift Premiums .....		824	1,124
Uniform Benefits - Part-Time Salaries .....	14.87%		16,299
<b>Total Uniform Salaries &amp; Benefits</b>			<b>127,035</b>
<b>Support Costs - Salaries and Benefits</b>			
Communication Operators .....		6,564	8,951
Prisoner Guards .....		1,715	2,339
Operational Support .....		4,642	6,330
RHQ Municipal Support .....		2,477	3,378
Telephone Support .....		122	166
Office Automation Support .....		644	878
Mobile and Portable Radio Support .....		188	256
<b>Total Support Staff Salaries and Benefits Costs</b>			<b>22,299</b>
<b>Total Salaries &amp; Benefits</b>			<b>149,334</b>
<b>Other Direct Operating Expenses</b> (Note 2)			
Communication Centre .....		182	248
Operational Support .....		811	1,106
RHQ Municipal Support .....		232	316
Telephone .....		1,373	1,872
Mobile Radio Equipment Repairs & Maintenance .....		163	445
Office Automation - Uniform .....		2,140	2,918
Vehicle Usage .....		8,351	11,388
Detachment Supplies & Equipment .....		539	735
Uniform & Equipment .....		1,944	5,302
<b>Total Other Direct Operating Expenses</b>			<b>24,331</b>
<b>Total 2019 Reconciled Court Security Cost</b>			<b>\$ 173,664</b>
<b>Total OPP-Policed Properties</b>			5,812
<b>Cost Per Property</b>			<b>\$ 29.88</b>

## **OPP 2019 Reconciled Court Security Cost Summary**

### **Elgin Group**

**Reconciled costs for the period January 1 to December 31, 2019**

#### **Notes:**

- 1) Full-time equivalents (FTEs) are based on staffing required to provide court security based on the 2019 activity levels and requirements determined by servicing detachment staff. Salary rates are based on weighted average rates for municipal detachment staff by rank, level and classification. The 2019 salaries incorporate the January 1, 2019 general salary rate increases set in the 2019 to 2022 OPPA Uniform and Civilian Collective Agreements, (2.15% for uniform staff and 1.25% for civilian staff). The benefit rates are based on the rates set by the Treasury Board Secretariat, (2019-20).
- 2) Support Staff Costs and Other Direct Operating Expenses for uniform FTEs are calculated on a per FTE basis as per rates set in the 2018 Municipal Policing Cost-Recovery Formula.

## OPP 2021 Annual Billing Statement

### Central Elgin M

Estimated costs for the period January 1 to December 31, 2021

Please refer to [www.opp.ca](http://www.opp.ca) for 2021 Municipal Policing Billing General Information summary for further details.

			Cost per Property \$	Total Cost \$
<b>Base Service</b>	<b>Property Counts</b>			
	Household	5,708		
	Commercial and Industrial	257		
	Total Properties	<u>5,965</u>	177.48	1,058,644
<b>Calls for Service</b>	(see summaries)			
	Total all municipalities	168,336,779		
	Municipal portion	0.5018%	141.62	844,788
<b>Overtime</b>	(see notes)		11.93	71,133
<b>Court Security</b>	(see summary)		30.33	180,918
<b>Prisoner Transportation</b>	(per property cost)		2.11	12,586
<b>Accommodation/Cleaning Services</b>	(per property cost)		4.68	27,916
<b>Total 2021 Estimated Cost</b>			<u><b>368.14</b></u>	<u><b>2,195,985</b></u>

This page intentionally left blank

# OPP 2021 Court Security Cost Summary

## Central Elgin M

Estimated costs for the period January 1 to December 31, 2021

### 2020 Cost-Recovery Formula

#### Salaries and Benefits

		Positions	\$/FTE	Total
<b>Uniform Members</b>	<b>Note 1</b>			
Part-Time Constable . . . . .		1.36	83,335	113,642
<b>Total Uniform Salaries</b>		1.36		113,642
Shift Premiums . . . . .			1,033	1,408
Uniform Benefits - Part-Time Salaries . . . . .			14.98%	17,024
<b>Total Uniform Salaries &amp; Benefits</b>				<b>132,074</b>
<b>Support Costs - Salaries and Benefits</b>	<b>Note 2</b>			
Communication Operators . . . . .			6,940	9,464
Prisoner Guards . . . . .			1,853	2,527
Operational Support . . . . .			5,129	6,994
RHQ Municipal Support . . . . .			2,647	3,610
Telephone Support . . . . .			120	164
Office Automation Support . . . . .			673	918
Mobile and Portable Radio Support . . . . .			264	360
<b>Total Support Staff Salaries and Benefits Costs</b>				<b>24,036</b>
<b>Total Salaries &amp; Benefits</b>				<b>156,110</b>
<b>Other Direct Operating Expenses</b>				
Communication Centre . . . . .			165	225
Operational Support . . . . .			742	1,012
RHQ Municipal Support . . . . .			148	202
Telephone . . . . .			1,456	1,986
Mobile Radio Equipment Repairs & Maintenance . . . . .			39	106
Office Automation - Uniform . . . . .			2,603	3,550
Vehicle Usage . . . . .			8,294	11,310
Detachment Supplies & Equipment . . . . .			502	685
Uniform & Equipment . . . . .			2,102	5,733
<b>Total Other Direct Operating Expenses</b>				<b>24,808</b>
<b>Total Estimated Court Security Cost</b>				<b>\$ 180,918</b>
<b>Total OPP-Policed Properties</b>				5,965
<b>Cost Per Property</b>				<b>\$ 30.33</b>



## **OPP 2021 Court Security Cost Summary**

### **Central Elgin M**

**Estimated costs for the period January 1 to December 31, 2021**

#### **Notes:**

- 1) Full-time equivalents (FTEs) are based on staffing required to provide court security based on the 2019 activity levels and requirements determined by servicing detachment staff. Salary rates are based on weighted average rates for municipal detachment staff by rank, level and classification. The 2021 salaries incorporate the 2021 general salary rate increases set in the 2020 to 2022 OPPA Uniform and Civilian Collective Agreements, (uniform staff - 1.00% January 1 and 0.97% July 1, civilian staff (one 2021 increase) 1.0% January 1). The benefit rates are based on the most recent rates set by the Treasury Board Secretariat, (2020-21). Statutory Holiday Payouts, Shift Premiums, and Benefit costs are subject to reconciliation.
- 2) Support Staff Costs and Other Direct Operating Expenses for uniform FTEs are calculated on a per FTE basis as per rates set in the 2020 Municipal Policing Cost-Recovery Formula.
- 3) There was no information available about the status of 2021 Court Security Prisoner Transportation Grant Program at the time of the Annual Billing Statement preparation.

**OPP 2019 Reconciled Year-End Summary**  
**Central Elgin M**  
Reconciled cost for the period January 1 to December 31, 2019

			<b>Cost per Property \$</b>	<b>Total Cost \$</b>
<b>Base Service</b>	<b>Property Counts</b>			
	Household	5,552		
	Commercial and Industrial	<u>260</u>		
	Total Properties	<u><u>5,812</u></u>	191.43	1,112,580
<b>Calls for Service</b>				
	Total all municipalities	158,415,856		
	Municipal portion	0.4843%	132.00	767,173
<b>Overtime</b>			11.45	66,525
<b>Court Security</b>	(see summary)		29.88	173,664
<b>Prisoner Transportation</b>	(per property cost)		2.03	11,798
<b>Accommodation/Cleaning Services</b>	(per property cost)		<u>4.91</u>	<u>28,537</u>
<b>Total 2019 Reconciled Cost</b>			<u><b>371.69</b></u>	<u><b>2,160,278</b></u>
<b>Year Over Year Variance (reconciled cost for the year is not subject to phase-in adjustment)</b>				
<b>2018 Reconciled Cost per Property</b>			367.49	
<b>2019 Reconciled Cost per Property (see above)</b>			<u>371.69</u>	
<b>Cost per Property Variance</b>	Increase		4.20	

This page intentionally left blank

# OPP 2019 Reconciled Court Security Cost Summary

## Central Elgin M

Reconciled costs for the period January 1 to December 31, 2019

### 2018 Cost-Recovery Formula

#### Salaries and Benefits

	Positions	\$/FTE	Total
<b>Uniform Members</b> (Note 1)			
Part-Time Constable .....	1.36	80,380	109,612
<b>Total Uniform Salaries</b>	1.36		109,612
Shift Premiums .....		824	1,124
Uniform Benefits - Part-Time Salaries. ....	14.87%		16,299
<b>Total Uniform Salaries &amp; Benefits</b>			<b>127,035</b>
<b>Support Costs - Salaries and Benefits</b>			
Communication Operators .....		6,564	8,951
Prisoner Guards .....		1,715	2,339
Operational Support .....		4,642	6,330
RHQ Municipal Support .....		2,477	3,378
Telephone Support .....		122	166
Office Automation Support .....		644	878
Mobile and Portable Radio Support .....		188	256
<b>Total Support Staff Salaries and Benefits Costs</b>			<b>22,299</b>
<b>Total Salaries &amp; Benefits</b>			<b>149,334</b>
<b>Other Direct Operating Expenses</b> (Note 2)			
Communication Centre .....		182	248
Operational Support .....		811	1,106
RHQ Municipal Support .....		232	316
Telephone .....		1,373	1,872
Mobile Radio Equipment Repairs & Maintenance .		163	445
Office Automation - Uniform .....		2,140	2,918
Vehicle Usage .....		8,351	11,388
Detachment Supplies & Equipment .....		539	735
Uniform & Equipment .....		1,944	5,302
<b>Total Other Direct Operating Expenses</b>			<b>24,331</b>
<b>Total 2019 Reconciled Court Security Cost</b>			<b>\$ 173,664</b>
<b>Total OPP-Policed Properties</b>			5,812
<b>Cost Per Property</b>			<b>\$ 29.88</b>

## **OPP 2019 Reconciled Court Security Cost Summary**

### **Central Elgin M**

**Reconciled costs for the period January 1 to December 31, 2019**

#### **Notes:**

- 1) Full-time equivalents (FTEs) are based on staffing required to provide court security based on the 2019 activity levels and requirements determined by servicing detachment staff. Salary rates are based on weighted average rates for municipal detachment staff by rank, level and classification. The 2019 salaries incorporate the January 1, 2019 general salary rate increases set in the 2019 to 2022 OPPA Uniform and Civilian Collective Agreements, (2.15% for uniform staff and 1.25% for civilian staff). The benefit rates are based on the rates set by the Treasury Board Secretariat, (2019-20).
- 2) Support Staff Costs and Other Direct Operating Expenses for uniform FTEs are calculated on a per FTE basis as per rates set in the 2018 Municipal Policing Cost-Recovery Formula.

## OPP 2021 Annual Billing Statement

### Bayham M

Estimated costs for the period January 1 to December 31, 2021

Please refer to [www.opp.ca](http://www.opp.ca) for 2021 Municipal Policing Billing General Information summary for further details.

			Cost per Property \$	Total Cost \$
<b>Base Service</b>	<b>Property Counts</b>			
	Household	2,717		
	Commercial and Industrial	136		
	Total Properties	<u>2,853</u>	177.48	506,339
<b>Calls for Service</b>	(see summaries)			
	Total all municipalities	168,336,779		
	Municipal portion	0.2147%	126.67	361,403
<b>Overtime</b>	(see notes)		14.10	40,218
<b>Prisoner Transportation</b>	(per property cost)		2.11	6,020
<b>Accommodation/Cleaning Services</b>	(per property cost)		<u>4.68</u>	<u>13,352</u>
<b>Total 2021 Estimated Cost</b>			<u><b>325.04</b></u>	<u><b>927,332</b></u>

This page intentionally left blank

# **OPP 2019 Reconciled Year-End Summary**

**Bayham M**

**Reconciled cost for the period January 1 to December 31, 2019**

			<b>Cost per Property \$</b>	<b>Total Cost \$</b>
<b>Base Service</b>	<b>Property Counts</b>			
	Household	2,683		
	Commercial and Industrial	<u>137</u>		
	Total Properties	<u><u>2,820</u></u>	191.43	539,827
<b>Calls for Service</b>				
	Total all municipalities	158,415,856		
	Municipal portion	0.2183%	122.66	345,891
<b>Overtime</b>			19.72	55,613
<b>Prisoner Transportation</b>	(per property cost)		2.03	5,725
<b>Accommodation/Cleaning Services</b>	(per property cost)		<u>4.91</u>	<u>13,846</u>
<b>Total 2019 Reconciled Cost</b>			<u><u>340.75</u></u>	<u><u>960,902</u></u>
<b>Year Over Year Variance (reconciled cost for the year is not subject to phase-in adjustment)</b>				
<b>2018 Reconciled Cost per Property</b>			331.80	
<b>2019 Reconciled Cost per Property (see above)</b>			<u>340.75</u>	
<b>Cost per Property Variance</b>	Increase		8.95	



This page intentionally left blank

## OPP 2021 Annual Billing Statement

### Dutton Dunwich M

Estimated costs for the period January 1 to December 31, 2021

Please refer to [www.opp.ca](http://www.opp.ca) for 2021 Municipal Policing Billing General Information summary for further details.

			Cost per Property \$	Total Cost \$
<b>Base Service</b>	<b>Property Counts</b>			
	Household	1,673		
	Commercial and Industrial	73		
	Total Properties	<u>1,746</u>	177.48	309,873
<b>Calls for Service</b>	(see summaries)			
	Total all municipalities	168,336,779		
	Municipal portion	0.1472%	141.90	247,759
<b>Overtime</b>	(see notes)		13.43	23,455
<b>Prisoner Transportation</b>	(per property cost)		2.11	3,684
<b>Accommodation/Cleaning Services</b>	(per property cost)		<u>4.68</u>	<u>8,171</u>
<b>Total 2021 Estimated Cost</b>			<u><b>339.60</b></u>	<u><b>592,942</b></u>

This page intentionally left blank

# **OPP 2019 Reconciled Year-End Summary**

**Dutton Dunwich M**

**Reconciled cost for the period January 1 to December 31, 2019**

			<b>Cost per Property \$</b>	<b>Total Cost \$</b>
<b>Base Service</b>	<b>Property Counts</b>			
	Household	1,651		
	Commercial and Industrial	<u>74</u>		
	Total Properties	<u><u>1,725</u></u>	191.43	330,213
<b>Calls for Service</b>				
	Total all municipalities	158,415,856		
	Municipal portion	0.1338%	122.88	211,976
<b>Overtime</b>			16.07	27,718
<b>Prisoner Transportation</b>	(per property cost)		2.03	3,502
<b>Accommodation/Cleaning Services</b>	(per property cost)		<u>4.91</u>	<u>8,470</u>
<b>Total 2019 Reconciled Cost</b>			<u><u>337.32</u></u>	<u><u>581,879</u></u>
<b>Year Over Year Variance (reconciled cost for the year is not subject to phase-in adjustment)</b>				
<b>2018 Reconciled Cost per Property</b>			327.14	
<b>2019 Reconciled Cost per Property (see above)</b>			<u>337.32</u>	
<b>Cost per Property Variance</b>	Increase		10.18	

This page intentionally left blank

# **OPP 2021 Annual Billing Statement**

## **Malahide Tp**

**Estimated costs for the period January 1 to December 31, 2021**

Please refer to [www.opp.ca](http://www.opp.ca) for 2021 Municipal Policing Billing General Information summary for further details.

			<b>Cost per Property \$</b>	<b>Total Cost \$</b>
<b>Base Service</b>	<b>Property Counts</b>			
	Household	3,231		
	Commercial and Industrial	175		
	Total Properties	<u>3,406</u>	177.48	604,483
<b>Calls for Service</b>	(see summaries)			
	Total all municipalities	168,336,779		
	Municipal portion	0.2397%	118.45	403,426
<b>Overtime</b>	(see notes)		9.37	31,901
<b>Prisoner Transportation</b>	(per property cost)		2.11	7,187
<b>Accommodation/Cleaning Services</b>	(per property cost)		<u>4.68</u>	<u>15,940</u>
<b>Total 2021 Estimated Cost</b>			<u><b>312.08</b></u>	<u><b>1,062,937</b></u>

This page intentionally left blank

# **OPP 2019 Reconciled Year-End Summary**

## **Malahide Tp**

Reconciled cost for the period January 1 to December 31, 2019

			<b>Cost per Property \$</b>	<b>Total Cost \$</b>
<b>Base Service</b>	<b>Property Counts</b>			
	Household	3,170		
	Commercial and Industrial	179		
	Total Properties	<u>3,349</u>	191.43	641,093
<b>Calls for Service</b>				
	Total all municipalities	158,415,856		
	Municipal portion	0.2212%	104.63	350,411
<b>Overtime</b>			11.50	38,500
<b>Prisoner Transportation</b>	(per property cost)		2.03	6,798
<b>Accommodation/Cleaning Services</b>	(per property cost)		4.91	16,444
<b>Total 2019 Reconciled Cost</b>			<u><b>314.50</b></u>	<u><b>1,053,246</b></u>
<b>Year Over Year Variance (reconciled cost for the year is not subject to phase-in adjustment)</b>				
<b>2018 Reconciled Cost per Property</b>			307.30	
<b>2019 Reconciled Cost per Property (see above)</b>			<u>314.50</u>	
<b>Cost per Property Variance</b>	Increase		7.20	



This page intentionally left blank

## OPP 2021 Annual Billing Statement

### Southwold Tp

Estimated costs for the period January 1 to December 31, 2021

Please refer to [www.opp.ca](http://www.opp.ca) for 2021 Municipal Policing Billing General Information summary for further details.

			Cost per Property \$	Total Cost \$
<b>Base Service</b>	<b>Property Counts</b>			
	Household	1,772		
	Commercial and Industrial	65		
	Total Properties	<u>1,837</u>	177.48	326,023
<b>Calls for Service</b>	(see summaries)			
	Total all municipalities	168,336,779		
	Municipal portion	0.1701%	155.90	286,396
<b>Overtime</b>	(see notes)		10.48	19,260
<b>Prisoner Transportation</b>	(per property cost)		2.11	3,876
<b>Accommodation/Cleaning Services</b>	(per property cost)		<u>4.68</u>	<u>8,597</u>
<b>Total 2021 Estimated Cost</b>			<u><b>350.65</b></u>	<u><b>644,153</b></u>

This page intentionally left blank

## OPP 2019 Reconciled Year-End Summary

### Southwold Tp

Reconciled cost for the period January 1 to December 31, 2019

			<b>Cost per Property \$</b>	<b>Total Cost \$</b>
<b>Base Service</b>	<b>Property Counts</b>			
	Household	1,737		
	Commercial and Industrial	<u>69</u>		
	Total Properties	<u>1,806</u>	191.43	345,719
<b>Calls for Service</b>				
	Total all municipalities	158,415,856		
	Municipal portion	0.1495%	131.10	236,770
<b>Overtime</b>			9.65	17,425
<b>Prisoner Transportation</b>	(per property cost)		2.03	3,666
<b>Accommodation/Cleaning Services</b>	(per property cost)		<u>4.91</u>	<u>8,867</u>
<b>Total 2019 Reconciled Cost</b>			<u><b>339.12</b></u>	<u><b>612,448</b></u>
<b>Year Over Year Variance (reconciled cost for the year is not subject to phase-in adjustment)</b>				
<b>2018 Reconciled Cost per Property</b>			344.16	
<b>2019 Reconciled Cost per Property (see above)</b>			<u>339.12</u>	
<b>Cost per Property Variance</b>		Decrease	5.04	

This page intentionally left blank

## OPP 2021 Annual Billing Statement

### West Elgin M

Estimated costs for the period January 1 to December 31, 2021

Please refer to [www.opp.ca](http://www.opp.ca) for 2021 Municipal Policing Billing General Information summary for further details.

			Cost per Property \$	Total Cost \$
<b>Base Service</b>	<b>Property Counts</b>			
	Household	2,978		
	Commercial and Industrial	179		
	Total Properties	<u>3,157</u>	177.48	560,291
<b>Calls for Service</b>	(see summaries)			
	Total all municipalities	168,336,779		
	Municipal portion	0.2165%	115.43	364,398
<b>Overtime</b>	(see notes)		8.34	26,340
<b>Prisoner Transportation</b>	(per property cost)		2.11	6,661
<b>Accommodation/Cleaning Services</b>	(per property cost)		<u>4.68</u>	<u>14,775</u>
<b>Total 2021 Estimated Cost</b>			<u><b>308.03</b></u>	<u><b>972,466</b></u>

This page intentionally left blank

## OPP 2019 Reconciled Year-End Summary

### West Elgin M

Reconciled cost for the period January 1 to December 31, 2019

			<b>Cost per Property \$</b>	<b>Total Cost \$</b>
<b>Base Service</b>	<b>Property Counts</b>			
	Household	2,969		
	Commercial and Industrial	<u>177</u>		
	Total Properties	<u><u>3,146</u></u>	191.43	602,233
<b>Calls for Service</b>				
	Total all municipalities	158,415,856		
	Municipal portion	0.2362%	118.92	374,126
<b>Overtime</b>			7.63	24,017
<b>Prisoner Transportation</b>	(per property cost)		2.03	6,386
<b>Accommodation/Cleaning Services</b>	(per property cost)		<u>4.91</u>	<u>15,447</u>
<b>Total 2019 Reconciled Cost</b>			<u><u>324.92</u></u>	<u><u>1,022,209</u></u>
<b>Year Over Year Variance (reconciled cost for the year is not subject to phase-in adjustment)</b>				
<b>2018 Reconciled Cost per Property</b>			321.16	
<b>2019 Reconciled Cost per Property (see above)</b>			<u>324.92</u>	
<b>Cost per Property Variance</b>	Increase		3.76	



This page intentionally left blank

# Elgin Group Policing

## 2021 Annual Billing Statement Analysis by Category

Property Counts	2021	2020	Difference H/(L)	% Change H/(L)
Households	18,079	17,936	143	0.8%
Commercial/Industrial	885	886	(1)	(0.1%)
<b>Total Properties</b>	<b>18,964</b>	<b>18,822</b>	<b>142</b>	<b>0.8%</b>

Category	2021 Total Cost	2020 Total Cost	Difference H/(L)	% Change H/(L)
Base Services	3,365,653	3,448,780	(83,127)	(2.4%)
Calls for Service	2,508,169	2,348,655	159,514	6.8%
Overtime	212,308	184,137	28,171	15.3%
Court Security	180,918	166,551	14,367	8.6%
Prisoner Transportation	40,014	37,456	2,558	6.8%
Accom/Cleaning	88,752	89,969	(1,217)	(1.4%)
<b>Subtotal</b>	<b>6,395,814</b>	<b>6,275,548</b>	<b>120,266</b>	<b>1.9%</b>

CSPT Grant	(149,035)	(149,035)	0	0.0%
------------	-----------	-----------	---	------

<b>Total</b>	<b>6,246,779</b>	<b>6,126,513</b>	<b>120,266</b>	<b>2.0%</b>
--------------	------------------	------------------	----------------	-------------

Category	2021 Cost per HH	2020 Cost per HH	Difference H/(L)	% Change H/(L)
Base Services	177.48	183.23	(5.76)	(3.1%)
Calls for Service	132.26	124.78	7.48	6.0%
Overtime	11.20	9.78	1.41	14.4%
Court Security	9.54	8.85	0.69	7.8%
Prisoner Transportation	2.11	1.99	0.12	6.0%
Accom/Cleaning	4.68	4.78	(0.10)	(2.1%)
<b>Subtotal</b>	<b>337.26</b>	<b>333.42</b>	<b>3.85</b>	<b>1.2%</b>

CSPT Grant	(7.86)	(7.92)	0.06	(0.7%)
------------	--------	--------	------	--------

<b>Total</b>	<b>329.40</b>	<b>325.50</b>	<b>3.90</b>	<b>1.2%</b>
--------------	---------------	---------------	-------------	-------------

## Elgin Group Policing

### 2021 Annual Billing Statement Analysis by Municipality

Municipality	2021 Billing Statement H/(L) than 2020 Billing Statement							2020 Budget*	2021 Budget*
	Base Service	Calls for Service	Overtime	Court Security	Prisoner Transportation	Accom/Clean	Total Change		
Bayham	(\$14,404)	\$10,011	\$9,594	\$0	\$364	(\$233)	<b>\$5,332</b>	\$922,000	\$927,332
Central Elgin	(\$21,138)	\$60,032	\$5,412	\$14,367	\$859	(\$253)	<b>\$59,279</b>	\$2,136,706	\$2,195,985
Dutton/Dunwich	(\$8,033)	\$16,536	\$5,141	\$0	\$231	(\$122)	<b>\$13,753</b>	\$579,189	\$592,942
Malahide	(\$14,656)	\$37,749	\$4,102	\$0	\$463	(\$212)	<b>\$27,446</b>	\$1,035,491	\$1,062,937
Southwold	(\$7,092)	\$34,379	\$1,812	\$0	\$258	(\$93)	<b>\$29,264</b>	\$614,888	\$644,152
West Elgin	(\$17,804)	\$808	\$2,109	\$0	\$383	(\$306)	<b>(\$14,810)</b>	\$987,275	\$972,465
<b>Total</b>	<b>(\$83,127)</b>	<b>\$159,515</b>	<b>\$28,170</b>	<b>\$14,367</b>	<b>\$2,558</b>	<b>(\$1,219)</b>	<b>\$120,264</b>	<b>\$6,275,549</b>	<b>\$6,395,813</b>

\* Excludes grants & Adjustments

### 2021 Percentage Split of Cost

Municipality	2021	2020
Bayham	14.50%	14.69%
Central Elgin	34.33%	34.05%
Dutton/Dunwich	9.27%	9.23%
Malahide	16.62%	16.50%
Southwold	10.07%	9.80%
West Elgin	15.20%	15.73%

## Elgin Group Policing

### Police Services Board Budget

	2021	2020
Recoveries	(36,538)	(35,875)
<b>Total Revenue</b>	<b>(36,538)</b>	<b>(35,875)</b>
Wages	9,200	9,200
Benefits	0	0
<b>Total Wages &amp; Benefits</b>	<b>9,200</b>	<b>9,200</b>
Mileage	2,000	2,000
Travel-Other	430	430
Development	14,000	14,000
Project Costs	1,000	1,000
Miscellaneous	9,908	9,245
<b>Total Operating Costs</b>	<b>27,338</b>	<b>26,675</b>
<b>Net Income Total</b>	<b>0</b>	<b>0</b>

**Police Services Board Report for The Elgin Group Police Services Board**  
2020/Jul to 2020/Sep

<b>Public Complaints</b>	
Policy	0
Service	0
Conduct	3

**Date information collected from Professional Standards Bureau Commander Reports:** 2020-10-13

**Data Source**

Ontario Provincial Police, Professional Standards Bureau Commander Reports

- Includes all public policy, service and conduct complaints submitted to the Office of the Independent Police Review Director (OIPRD)

<b>Secondary Employment</b>
No new requests.

<b>Intelligence Led Policing - Crime Abatement Strategy</b>	
Number of Offenders in Program	4
Number of Offenders Charged	0
Number of Charges Laid	0
Number of Checks Performed	2

**Date information was collected from Records Management System:** 2020-10-13

<b>Daily Activity Reporting Patrol Hours</b>	
<b>Total Hours</b>	<b>2020/Jul to 2020/Sep</b>
Number of Cruiser Patrol Hours	802.25
Number of Motorcycle Patrol Hours	0.00
Number of Marine Patrol Hours	151.50
Number of ATV Patrol Hours	18.00
Number of Snowmobile Patrol Hours	0.00
Number of Bicycle Patrol Hours	0.00
Number of Foot Patrol Hours	114.00
Number of School Patrol Hours	10.00

**Data source (Daily Activity Reporting System) date:** 2020/10/09

<b>Detachment Initiatives</b>	
Number of Targeted Media Releases:	Back to School Safety - Media and Focused Patrols.
Crime and Traffic Campaigns/Initiatives:	Traffic Campaigns - Operation Safe Driver Jul12-18//Civic Day Lond Weekend Jul 31-Aug 3// Labour Day Long Weekend Sept 4-7.
Public Education Campaigns:	Back to School Safety - Media and Focused Patrols.
Safeguard Ontario:	Not engaged due to COVID
Lock It or Lose It:	Not engaged due to COVID

**Detachment:** 6P - ELGIN COUNTY

**Location code(s):** 6P00 - ELGIN COUNTY, 6P01 - ELGIN COUNTY (Elgin Group (MI))

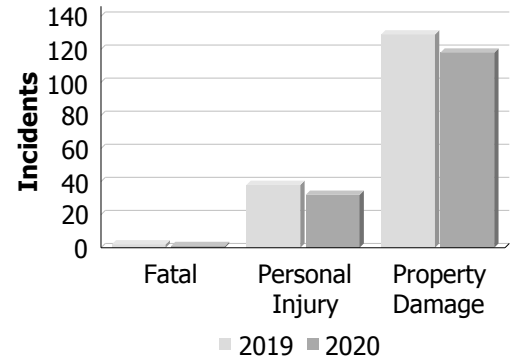
**Report Generated by:**  
Butler, Michael

**Report Generated on:**  
Oct 13, 2020 2:53:41 PM  
PP-CSC-Operational Planning-4300

**Police Services Board Report for The Elgin Group Police Services Board**  
**Collision Reporting System**  
**July to September - 2020**

**Motor Vehicle Collisions by Type**

Incidents	July to September			Year to Date - September		
	2019	2020	% Change	2019	2020	% Change
Fatal	2	1	-50.0%	4	6	50.0%
Personal Injury	38	32	-15.8%	103	89	-13.6%
Property Damage	129	118	-8.5%	496	386	-22.2%
<b>Total</b>	<b>169</b>	<b>151</b>	<b>-10.7%</b>	<b>603</b>	<b>481</b>	<b>-20.2%</b>



**Fatalities in Detachment Area**

Incidents		July to September			Year to Date - September		
		2019	2020	% Change	2019	2020	% Change
Motor Vehicle Collision	Fatal Incidents	1	0	-100.0%	3	4	33.3%
	Alcohol Related	0	0	--	1	1	0.0%
Off-Road Vehicle	Fatal Incidents	1	1	0.0%	1	1	0.0%
	Alcohol Related	0	0	--	0	0	--
Motorized Snow Vehicle	Fatal Incidents	0	0	--	0	1	--
	Alcohol Related	0	0	--	0	1	--

Persons Killed		July to September			Year to Date - September		
		2019	2020	% Change	2019	2020	% Change
Motor Vehicle Collision		1	0	-100.0%	3	4	33.3%
Off-Road Vehicle		1	1	0.0%	1	1	0.0%
Motorized Snow Vehicle		0	0	--	0	1	--

**Detachment:** 6P - ELGIN COUNTY

**Location code(s):** 6P00-ELGIN COUNTY, 6P01-ELGIN COUNTY (Elgin Group (MI))

**Data source date:**  
2020/10/12

**Report Generated by:**  
Butler, Michael

**Report Generated on:**  
Oct 13, 2020 2:49:29 PM  
PP-CSC-Operational Planning-4300

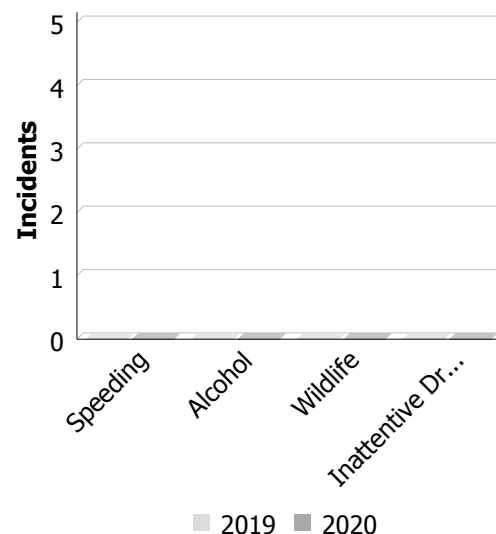
**Police Services Board Report for The Elgin Group Police Services Board**  
**Collision Reporting System**  
**July to September - 2020**

**Primary Causal Factors in Fatal Motor Vehicle Collisions**

Incidents	July to September			Year to Date - September		
	2019	2020	% Change	2019	2020	% Change
Speeding as a contributing factor	0	0	0	0	1	0
Where alcohol is involved	0	0	0	1	0	-100.00%
Wildlife as a contributing factor	0	0	0	0	0	0
Inattentive driver as a contributing factor	0	0	0	0	2	0

Persons Killed	July to September			Year to Date - September		
	2019	2020	% Change	2019	2020	% Change
Seatbelt as a contributing factor	0	0	0	1	0	-100.00%



**Data Utilized**

- SQL online application reporting system – OPP CRS 2.3.09
- Collision Reporting System Business Intelligence Cube

**Detachment:** 6P - ELGIN COUNTY

**Location code(s):** 6P00-ELGIN COUNTY, 6P01-ELGIN COUNTY (Elgin Group (MI))

**Data source date:**  
2020/10/12

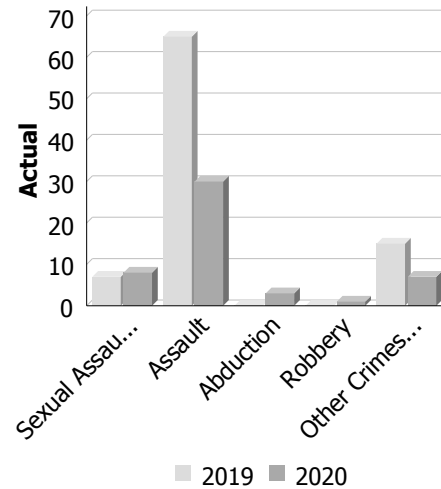
**Report Generated by:**  
Butler, Michael

**Report Generated on:**  
Oct 13, 2020 2:49:29 PM  
PP-CSC-Operational Planning-4300

**Police Services Board Report for The Elgin Group Police Services Board**  
**Records Management System**  
**July to September - 2020**

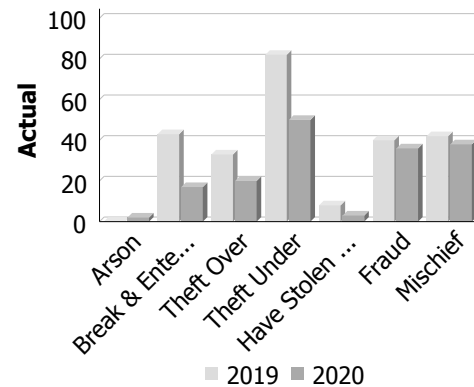
**Violent Crime**

Actual	July to September			Year to Date - September		
	2019	2020	% Change	2019	2020	% Change
Murder	0	0	--	1	0	-100.0%
Other Offences Causing Death	0	0	--	0	0	--
Attempted Murder	0	0	--	0	1	--
Sexual Assault	7	8	14.3%	30	26	-13.3%
Assault	65	30	-53.8%	189	108	-42.9%
Abduction	0	3	--	1	5	400.0%
Robbery	0	1	--	1	1	0.0%
Other Crimes Against a Person	15	7	-53.3%	57	32	-43.9%
<b>Total</b>	<b>87</b>	<b>49</b>	<b>-43.7%</b>	<b>279</b>	<b>173</b>	<b>-38.0%</b>



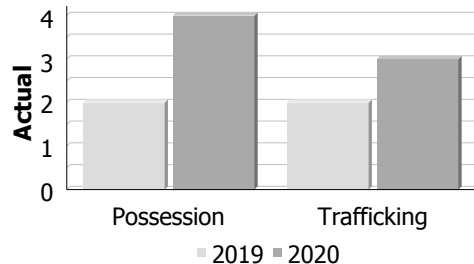
**Property Crime**

Actual	July to September			Year to Date - September		
	2019	2020	% Change	2019	2020	% Change
Arson	0	2	--	1	2	100.0%
Break & Enter	43	17	-60.5%	114	56	-50.9%
Theft Over	33	20	-39.4%	70	53	-24.3%
Theft Under	82	50	-39.0%	177	125	-29.4%
Have Stolen Goods	8	3	-62.5%	16	8	-50.0%
Fraud	40	36	-10.0%	100	104	4.0%
Mischief	42	38	-9.5%	108	95	-12.0%
<b>Total</b>	<b>248</b>	<b>166</b>	<b>-33.1%</b>	<b>586</b>	<b>443</b>	<b>-24.4%</b>



**Drug Crime**

Actual	July to September			Year to Date - September		
	2019	2020	% Change	2019	2020	% Change
Possession	2	4	100.0%	6	9	50.0%
Trafficking	2	3	50.0%	6	3	-50.0%
Importation and Production	0	0	--	0	0	--
<b>Total</b>	<b>4</b>	<b>7</b>	<b>75.0%</b>	<b>12</b>	<b>12</b>	<b>0.0%</b>



**Detachment:** 6P - ELGIN COUNTY

**Location code(s):** 6P00 - ELGIN COUNTY, 6P01 - ELGIN COUNTY (Elgin Group (MI)) (Inactive)

**Data source date:**  
2020/10/10

**Report Generated by:**  
Butler, Michael

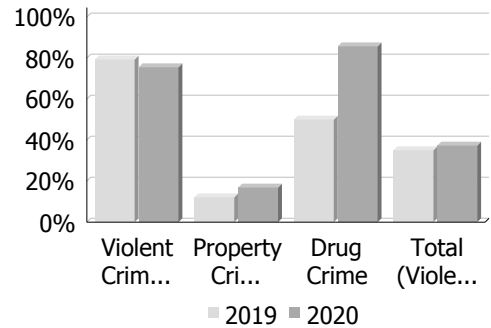
**Report Generated on:**  
Oct 13, 2020 2:47:40 PM  
PP-CSC-Operational Planning-4300



**Police Services Board Report for The Elgin Group Police Services Board**  
**Records Management System**  
**July to September - 2020**

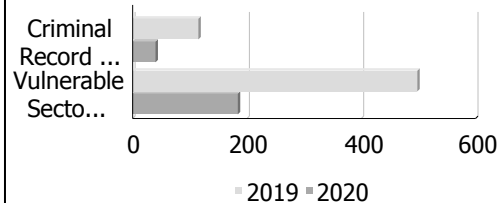
**Clearance Rate**

Clearance Rate	July to September			Year to Date - September		
	2019	2020	Difference	2019	2020	Difference
Violent Crime	79.3%	75.5%	-3.8%	68.5%	67.6%	-0.8%
Property Crime	12.1%	16.9%	4.8%	16.2%	16.0%	-0.2%
Drug Crime	50.0%	85.7%	35.7%	41.7%	91.7%	50.0%
<b>Total (Violent, Property &amp; Drug)</b>	<b>35.0%</b>	<b>37.3%</b>	<b>2.3%</b>	<b>36.8%</b>	<b>35.9%</b>	<b>-0.9%</b>



**Criminal Record and Vulnerable Sector Screening Checks**

Actual	July to September			Year to Date - September		
	2019	2020	% Change	2019	2020	% Change
Criminal Record Checks	115	40	-65.2%	362	154	-57.5%
Vulnerable Sector Screening Checks	498	184	-63.1%	1,497	599	-60.0%



Data contained within this report is dynamic in nature and numbers will change over time as the Ontario Provincial Police continue to investigate and solve crime.

**Data Utilized**

- Major Crimes
- Niche RMS All Offence Level Business Intelligence Cube

**Detachment:** 6P - ELGIN COUNTY

**Location code(s):** 6P00 - ELGIN COUNTY, 6P01 - ELGIN COUNTY (Elgin Group (MI)) (Inactive)

**Data source date:**  
2020/10/10

**Report Generated by:**  
Butler, Michael

**Report Generated on:**  
Oct 13, 2020 2:47:40 PM  
PP-CSC-Operational Planning-4300

Honourable Patty Hajdu  
Minister of Health  
[hcmminister.ministresc@canada.ca](mailto:hcmminister.ministresc@canada.ca)

October 15, 2020

Dear Honourable Minister Hajdu,

At its meeting held on October 13, 2020, Elgin County Council supported the attached resolution from the Norfolk County Police Services Board with the following resolution:

**“RESOLVED THAT Council endorse and forward the correspondence from the Norfolk Police Services Board to the federal and provincial governments and the Elgin Group Police Services Board; and**

**THAT Council request that the Federal and Provincial governments re-evaluate minimum distance set backs associated with licensed Cannabis operations.”**

Loopholes in Federal Cannabis Legislation have led to a proliferation of unlicensed Cannabis operations in Southwestern Ontario. Operating outside of the authority of municipal permits and by-laws, these Cannabis operations are difficult to enforce and attract a criminal element to our communities. Unpleasant odours associated with the growing of Cannabis are adversely affecting the health of residents and their enjoyment of their properties. Those operations that run 24/7 produce light and noise pollution that also affect residents negatively.

Some of these concerns are also associated with licensed Cannabis operations located in close proximity to residential areas. County Council respectfully requests that the minimum distance set backs associated with these operations be re-evaluated to consider the health and comfort of the community.

The County of Elgin urges the Federal and Provincial governments to re-evaluate their Cannabis legislation and put in place the needed controls and oversights required to maintain the health, safety and well-being of residents.

Sincerely,



Dave Mennill, Warden

cc:

The Honourable David Lametti, Minister of Justice and Attorney General of Canada  
MP Karen Vecchio, Elgin-Middlesex London  
Honourable Jeff Yurek, Minister of the Environment, Conservation and Parks  
The Honourable Sylvia Jones, Ontario Solicitor General

Association of Municipalities of Ontario  
Rural Ontario Municipalities Association  
Sally Martyn, Chair, Elgin Group Police Services Board



## POLICE SERVICES BOARD

50 Colborne Street South  
Simcoe ON N3Y 4H3  
Phone: 519-426-5870. Ext. 1274  
Chair: Dennis Travale

September 30, 2020

The Honourable Patty Hajdu, Minister of Health  
Minister of Health  
[hcmminister.ministresc@canada.ca](mailto:hcmminister.ministresc@canada.ca)

Dear Honourable Minister Hajdu,

HELP! Norfolk County is in crisis.

As of the most recent count there are more than seventy-five (75) Part 2 marijuana grow operations within our municipality (please see attached map which was produced from publicly available information, by a group of concerned citizens).

What has caused the problem? Glaring loopholes in federal cannabis legislation and regulation.

The ability to get a medical prescription which allows a third party to grow the full amount of the prescription, conjointly with three (3) others who can visit the same (or other) doctor and get prescriptions of similar strength. The national cannabis prescription average is 2 grams per day (as of March 2020) so one has to question why prescriptions as high as 100-150 grams per day are allowed. Such over prescribing allows the criminal element to exploit the "legally" intended aspects of the Legislation and its Regulations.

The legalization of cannabis was meant to keep cannabis from our youth and to get it off the black market; however, according to law enforcement the legislation has had the opposite effect. It has allowed organized crime to gain an even stronger foothold.

Residents in Norfolk are suffering from unintended consequences of some of the components of cannabis legislation and Regulation, such as:

- According to police sources, there is a threat to community safety. Guns have been seized at raids;
- Profits from "overgrowing" have been known to fund other crimes such as methamphetamine labs;
- The ability to shop around with various doctors or "purchase" prescriptions;

- Cannabis profits can be used to trade for cocaine and guns coming from United States;
- Organized crime has found a way to be comfortably sheltered within existing cannabis laws;
- Obnoxious skunk-like odours are adversely impacting the health, well being and enjoyment of life and property of residents.
- Risks to drinking water supply and contamination through the use of chemicals and fertilizers, without oversight;
- Light and noise pollution from 24/7 production in facilities that are in close proximity to other structures (predominantly residential);
- Greenhouses and other facilities used for illicit cannabis production could be used for more legitimate job creating purposes; and
- Residents are afraid to voice their concerns in public as they fear the criminal element.

Minister, in developing a solution it is important to consider the contributing factors to this problem:

- Many Part 2 cannabis producers are boldly going forward with their operation without regard for municipal permits, Bylaws and regulations in the belief they can potentially hide behind the Ministry of Agriculture, Right to Farm legislation that was established to protect farmers who feed our country;
- Far too often, cannabis operations disregard compliance to local Bylaws and Zoning regulations and the enforcement process through the courts often take years;
- Part 2 cannabis operations are difficult to monitor (location is NOT an issue due to the smell) and municipal enforcement (i.e. fire or building inspections) is considered hazardous at best given the secluded locations of these grow ops;
- There is NO cannabis tracking system in place that is available to the municipal government for these operations. Who is growing it, what is the legal quantity, etc.;
- Police raids have revealed that many of these operations are growing far beyond their allowable “prescribed) plant limits, which brings into question the oversight by the Canadian Medical Association and the College of Physicians and Surgeons; and
- When the national cannabis prescription average is 2 grams per day (as of March 2020) one has to question why the College of Physicians and

Surgeons are not questioning or investigating prescriptions as high as 100-150 grams per day.

The purpose of the Cannabis Act was to displace the illicit market but it has actually given rise to a proliferation of illegal activity as any recent news coverage will demonstrate and to which local municipal Councils with attest.

Unfortunately, your government put us in this position. It's long overdue for our federal representatives to work collaboratively and legally to put in place the needed controls and oversight permissions that will provide safety, health and personal comfort to all residents.

What should a solution involve?

- Amendments to Federal and Provincial legislation and/or Regulation to allow delegation of inspection authority to local Boards of Health (autonomous corporations) that would allow for Health Inspectors to freely enter a property to view and confirm the legality of medical prescriptions and conduct a plant count in accordance with those prescriptions.
- Such "visits could be conducted in concert with local fire and building inspectors who have the legal right to enter a property;
- Delegate authority to issue "cease and desist orders" related to any illegal growing; and
- Law enforcement would provide any requested security and safety for the visits.

A standardized and enforceable solution will significantly reduce many of the concerns of citizens and make the legal process more efficient.

Minister, I have been instructed to invite you, your Deputy Minister and any related other high-ranking officials to attend (virtually or in person) a Special Meeting of the Norfolk County Police Services Board which I will convene at your immediate pleasure.

Municipalities across Ontario, plus the representative organizations of municipalities, have been asked to join together and place this issue this at the top of our "must urgently fix" list.

All levels of government need to be involved in developing a standardized and enforceable solution; however, if there is a "low hanging fruit" option it is to delegate your oversight and inspection authority to municipalities, while longer-term and more permanent solutions can be identified and developed.

I look forward to a very positive response, meeting you and working together, with Norfolk County officials, on this matter of urgency.



Sincerely,

Dennis Travale  
Chair, Norfolk County Police Services Board

Copies to:

Minister of Justice and Attorney General of Canada

Minister of Agriculture and Agri-Food

MP Diane Finley, Haldimand-Norfolk

Provincial Solicitor General

Provincial Minister of Health and Long-Term Care

Provincial Minister of Agriculture, Food and Rural Affairs

MPP Toby Barrett, Haldimand-Norfolk

Norfolk County Council

Haldimand-Norfolk Board of Health

Ontario Association of Police Services Boards

Association of Municipalities of Ontario

Rural Ontario Municipalities Association

Members Norfolk PSB including our Chief of Police (Norfolk County OPP  
Detachment Commander)

Sally Martyn  
Mayor, Municipality of Central Elgin  
Chair, Elgin Group Police Services Board

October 16, 2020

*Re: Off-Road Vehicles on Elgin County Roads*

Dear Chair Martyn,

Effective January 1, 2021, for municipalities listed in Regulation 8/03, all Off-Road Vehicle (ORV) types, will automatically be permitted to use municipal roads unless a municipality passes a by-law restricting or prohibiting their use. At its meeting held on September 22, 2020 Elgin County Council considered the passing of a by-law to prohibit ORVs on Elgin County Roads. After considerable discussion, Council passed the following resolution:


**RESOLVED THAT the matter be deferred until the Director of Engineering Services has solicited feedback from the local municipalities, the Elgin Group Police Services Board, and the Ontario Federation of Agriculture regarding the use of Off-Road Vehicles on Elgin County roads, and;**

**THAT the Director of Engineering Services report back to Council with an overview of alternative options and a draft by-law, which incorporates stakeholder feedback.**

Of particular concern for Council, was the Municipality's capacity to enforce such a by-law were it to be enacted. Council are requesting further information from the Elgin Group Police Services Board regarding the use of Off-Road Vehicles on Elgin County roads, specifically in relation to enforcement.

Thank you for your consideration and we look forward to hearing from you.

Sincerely,



Dave Mennill, Warden

cc: Julie Gonyou, CAO/Clerk, County of Elgin