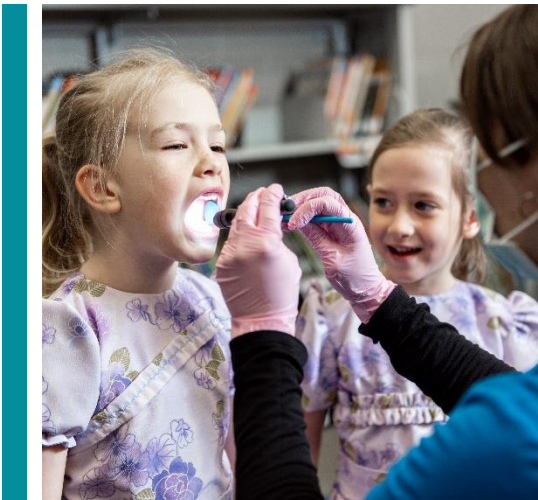


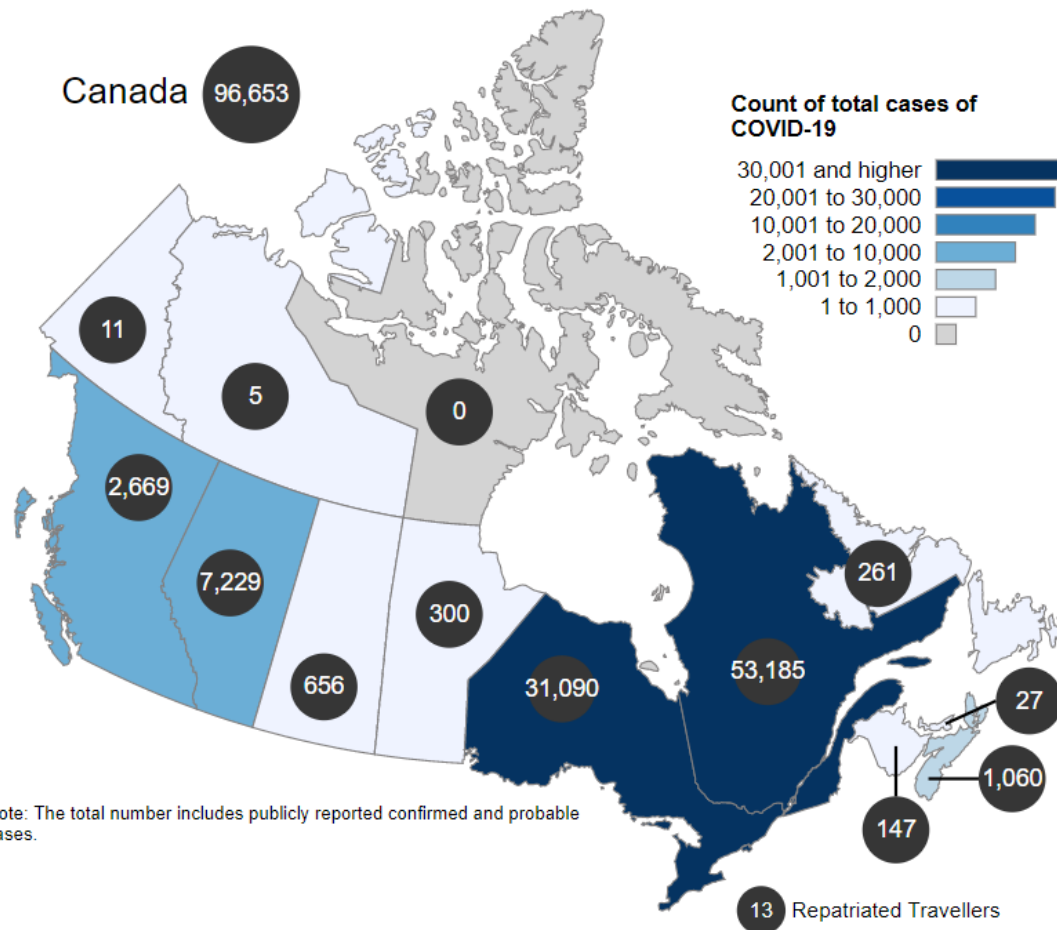
High risk areas in Canada for COVID-19

Date updated: June 10, 2020

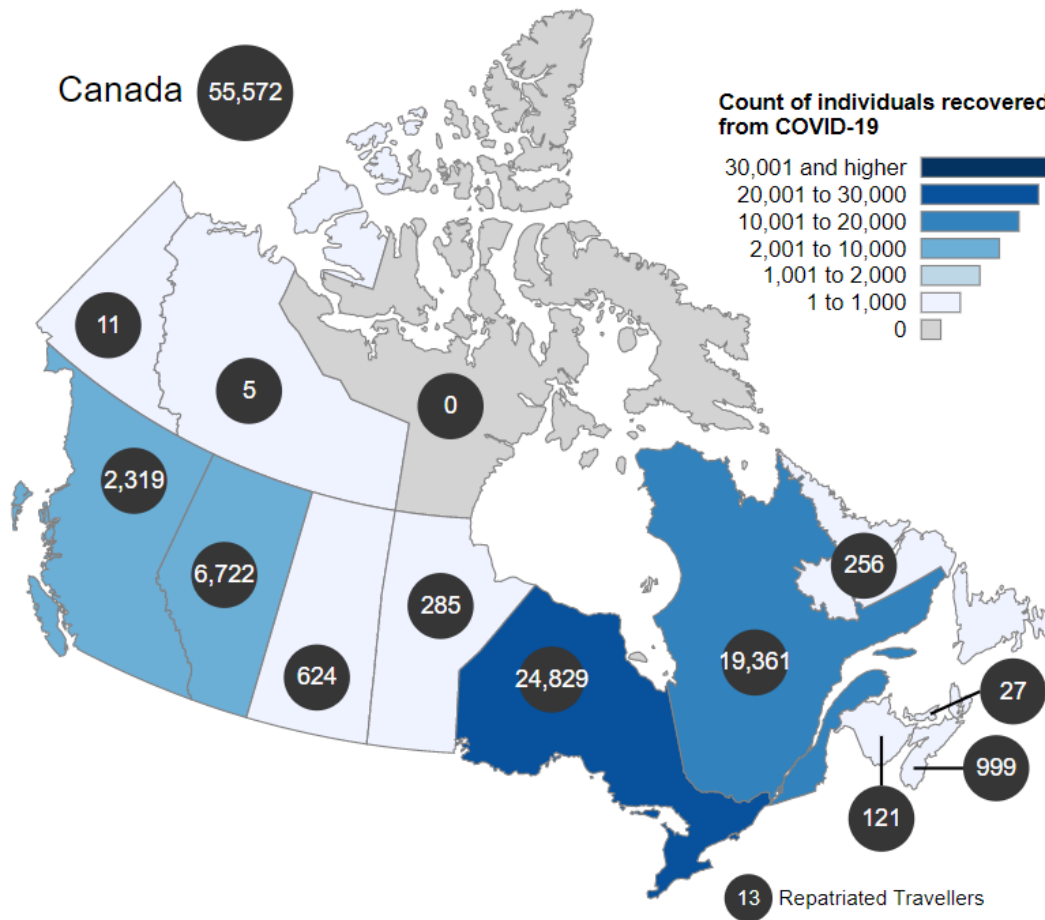
By: Melissa MacLeod, Epidemiologist



Number of confirmed cases



Number of recovered cases



Number of active cases

The Public Health Agency of Canada does not currently map active cases, but comparing the two previous maps, we can calculate the number of active cases by province:

- ▶ British Columbia: 350
- ▶ Alberta: 507
- ▶ Saskatchewan: 32
- ▶ Manitoba: 15
- ▶ Ontario: 6,261
- ▶ Quebec: 33,824
- ▶ New Brunswick: 26
- ▶ Nova Scotia: 61
- ▶ Prince Edward Island: 0
- ▶ Newfoundland & Labrador: 5

Ontario

- **Health units with 30+ active cases as of June 9:**

Health unit	Active cases	Cumulative cases
Toronto Public Health	1,376	11,766
Peel Public Health	848	5,074
York Region Public Health Services	228	2,666
Windsor-Essex County Health Unit	188	1,092
Durham Region Health Department	145	1,603
Haldimand-Norfolk Health Unit	144	384
Hamilton Public Health Services	111	735
Region of Waterloo, Public Health	78	1,158
Niagara Region Public Health Department	76	717
Ottawa Public Health	58	2,007
Wellington-Dufferin-Guelph Public Health	54	410
Halton Region Health Department	47	684
Simcoe Muskoka District Health Unit	34	499
Middlesex-London Health Unit	30	564

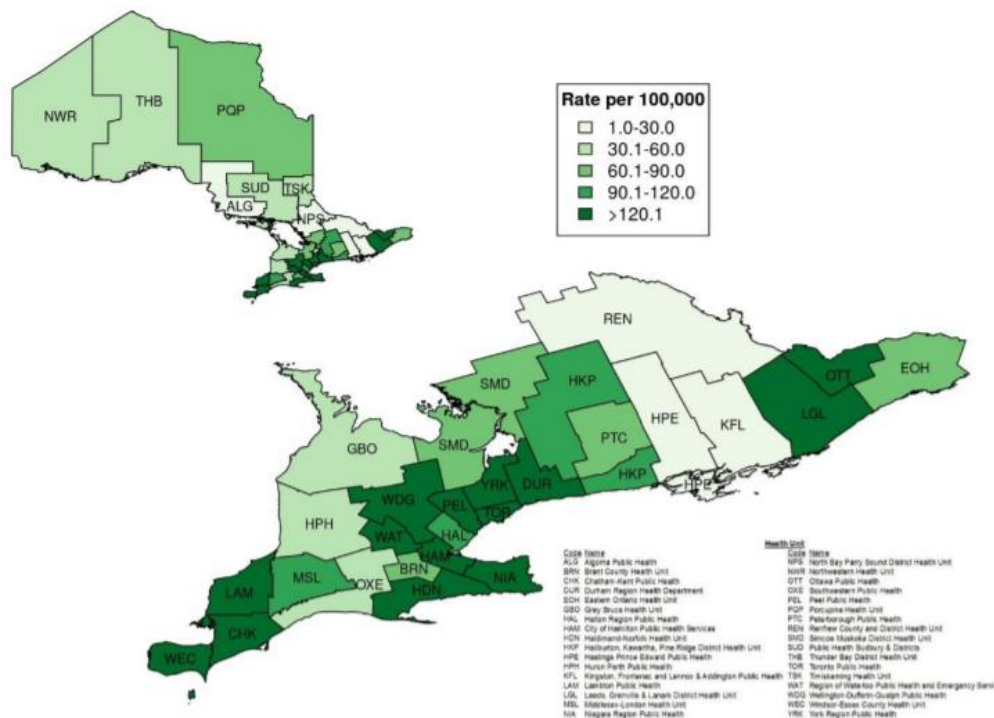
Source: Government of Ontario, Cabinet Office, Open Data:

<https://data.ontario.ca/dataset/confirmed-positive-cases-of-covid-19-in-ontario>

Note: the open data may differ from what is reported on each health unit's website

Ontario

- Cumulative case rates:



Source: Public Health Ontario, Daily Epidemiologic Summaries: <https://www.ontario.ca/page/how-ontario-is-responding-covid-19#section-0>

Other provinces with 300+ active cases

- **Quebec:** highest number of active cases in Canada
 - ▶ 50% of cumulative cases are in Montréal (unclear how many are active)

Source: <https://www.quebec.ca/en/health/health-issues/a-z/2019-coronavirus/situation-coronavirus-in-quebec/>

- **Alberta:** fewer active cases than Ontario
 - ▶ 59% (n=210) of active cases are in Calgary

Source: <https://covid19stats.alberta.ca/>

- **British Columbia:** fewer active cases than Ontario
 - ▶ 60% (n=109) of active cases are in Fraser and 39% (n=72) are in Coastal Vancouver

Source: <https://experience.arcgis.com/experience/a6f23959a8b14bfa989e3cda29297ded>